

SpaceMakers

HOME



SpaceMakers

HOME

HEADQUARTER ZALF "INTIMITÀ" OPERA DI NATALINO ANDOLFATTO

DESIGN R&S ZALF E ROBERTO GOBBO

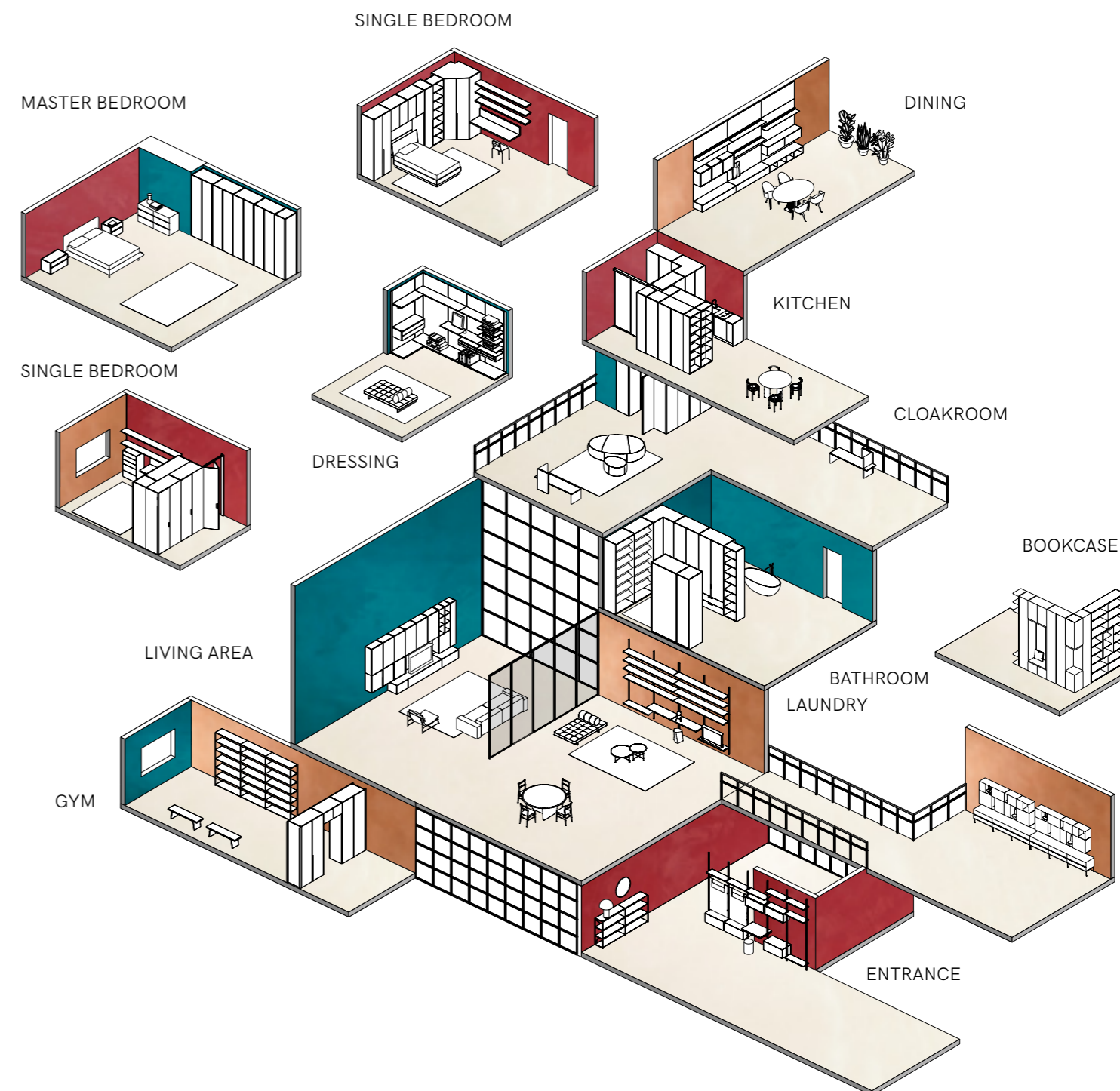
VERSATILITÀ VERSATILE

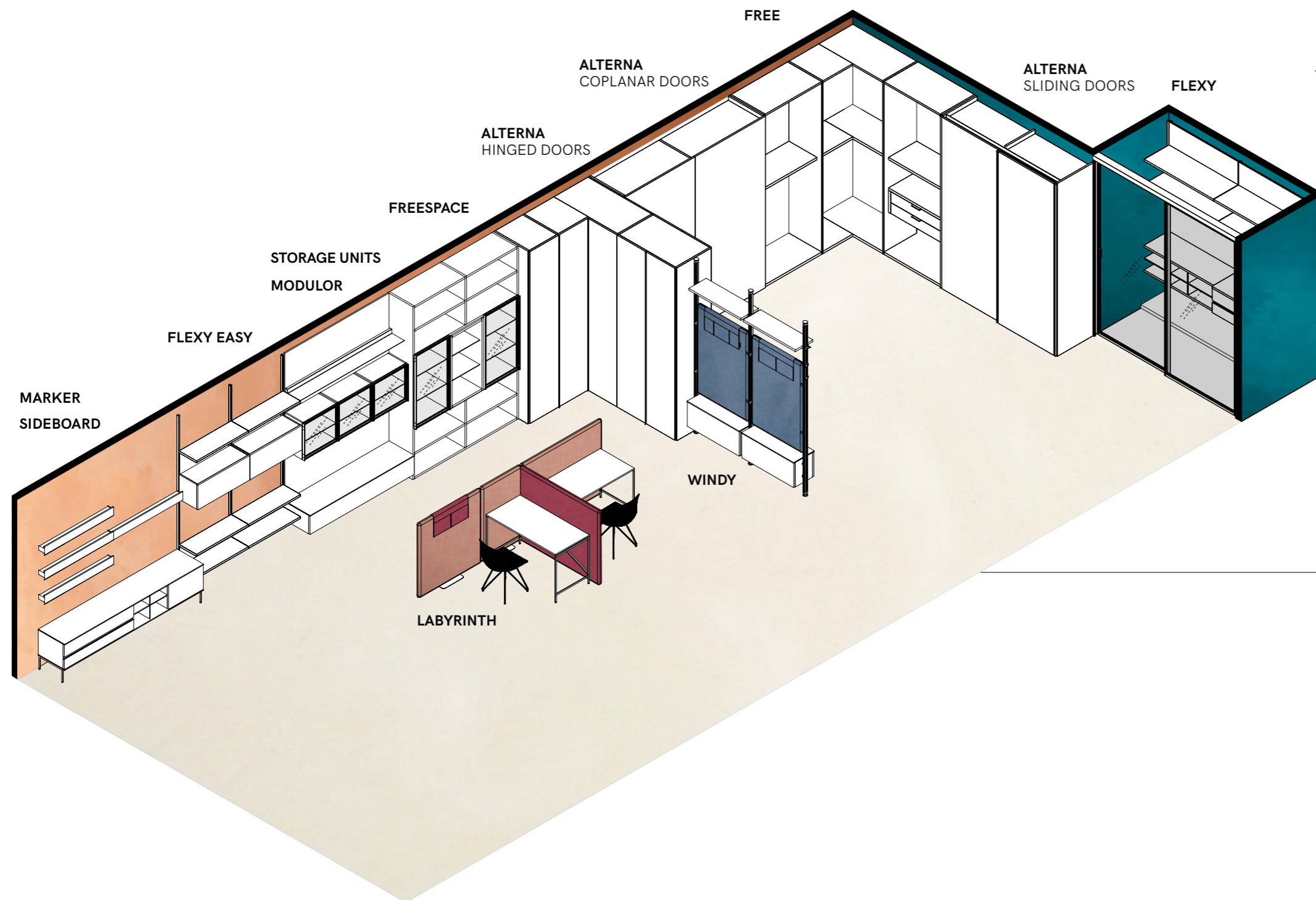
**DARE RISPOSTE ABITATIVE
ALLE FAMIGLIE TRADIZIONALI,
ALLARGATE, MULTIGENERAZIONALI
ALLE PERSONE SINGOLE E AD
ALTRE FORME DI CONVIVENZA.**

OFFERING SOLUTIONS FOR
THE HOME TO TRADITIONAL,
EXTENDED AND MULTI-GENERATIONAL
FAMILIES, SINGLE PEOPLE AND
OTHER TYPES OF COHABITATION.

Rispondere a più tipologie abitative prestabilite o trasformative, in quest'ultimo caso consentendo di progettare diverse modalità di utilizzo degli spazi. Dal living allo studio, dalla camera principale alla cabina guardaroba, dagli spazi di connessione ai locali di servizio, differenziando la qualità estetica delle soluzioni progettuali e compiendo sempre scelte giuste, anche nel prezzo. Tutto questo attraverso diverse tipologie di arredo ed un'ampia gamma di facciate: dall'anta con cornice in alluminio, scorrevole o battente piena con finitura materica al pannello liscio con maniglia a tutta altezza o a ridosso.

Meeting the requirements of various types of fixed or transformative homes, in the latter case offering the possibility of planning different ways of using spaces. From the living room to the study, from the master bedroom to the walk-in closet, from corridors to utility rooms, this system lets you differentiate the aesthetic quality of projects so that the right choice can be made at all times. All this is achieved by using different types of furniture and a wide range of fronts: from doors with aluminium frames, sliding or hinged with solid fronts with a textured finish, to plain panels with full-height, integrated or projecting handles.





TRASVERSALITÀ TRANSVERSAL

PROJECT CONCEPTS

**SISTEMI LIVING,
CABINE ARMADIO E
ARMADI, COMBINABILI
E COMPATIBILI
PER FINITURE E
DIMENSIONAMENTO,
IN PROFONDITÀ
ED IN ALTEZZA.**

LIVING ROOM SYSTEMS
AS WELL AS WALK-IN
CLOSETS AND WARDROBES,
ALL OF WHICH CAN BE
COMBINED AND ARE
COMPATIBLE IN TERMS OF
FINISHES AND SIZES, BOTH
IN DEPTH AND HEIGHT.

Risolvere esigenze diversificate legate alle caratteristiche fisiche dello spazio abitativo attraverso la trasversalità dei sistemi.

Satisfying various requirements linked to the physical characteristics of the spaces available in a home, thanks to the cross-functionality of systems.

SPAZIALITÀ SPACIOUS

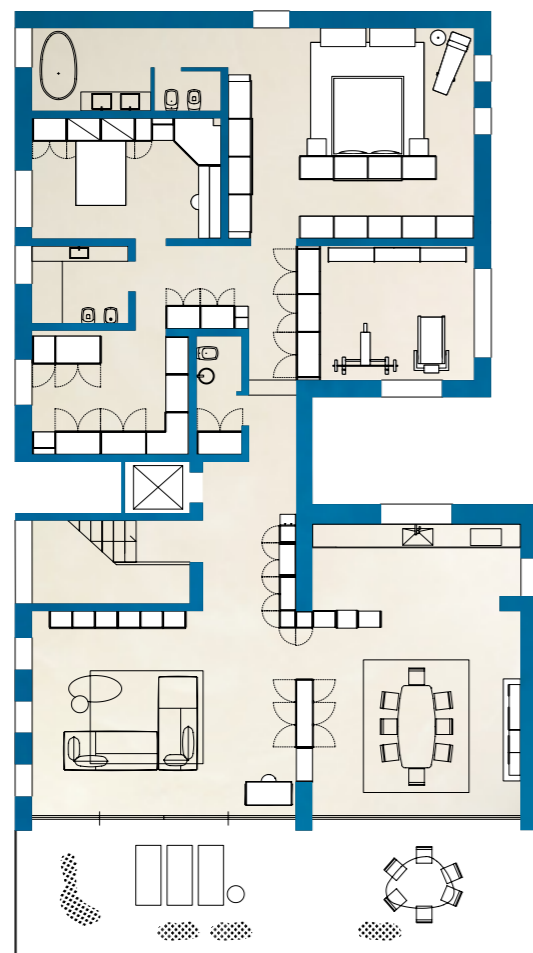
Nella stessa unità residenziale, dalle dimensioni importanti, e nello stesso open space, dalle dimensioni contenute di 70 mq, quattro progetti d'arredo che articolano lo spazio secondo le proprie esigenze ed il proprio gusto.

Four furnishing projects organise spaces to suit the requirements and tastes of users, in the same, large residential unit, in the same, 70 square metre space located in the same, large residential unit.

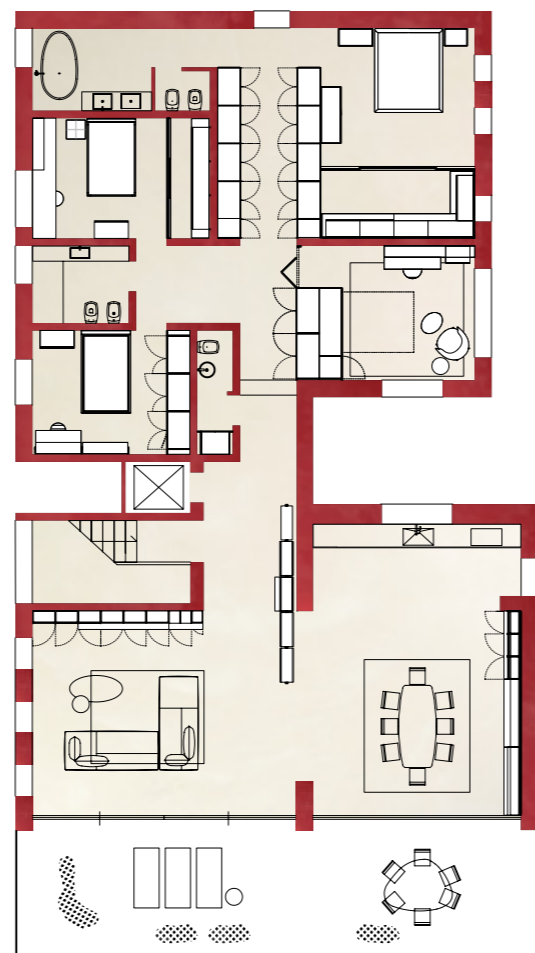
ARTICOLARE LO SPAZIO GENERANDO SOLUZIONI CHE CONTENGONO LE FUNZIONI ABITATIVE, IN MODO FLESSIBILE E SENZA LA NECESSITÀ DI PARTITURE VERTICALI, CON SISTEMI RETROFINITI, ACCOSTABILI SCHIENA CON SCHIENA PER TUTTI I MODULI E FUNZIONI, SU MISURA NELLE TRE DIMENSIONI.

ORGANISING SPACES BY FLEXIBLY GENERATING SOLUTIONS THAT CONTAIN THE FUNCTIONS TYPICAL OF A HOME, WITH NO NEED FOR VERTICAL PARTITIONS, USING SYSTEMS THAT ARE FINISHED ON THE REAR OR CAN BE FITTED BACK-TO-BACK FOR ALL MODULES AND FUNCTIONS AND THAT ARE AVAILABLE MADE-TO-MEASURE IN ALL THREE DIMENSIONS.

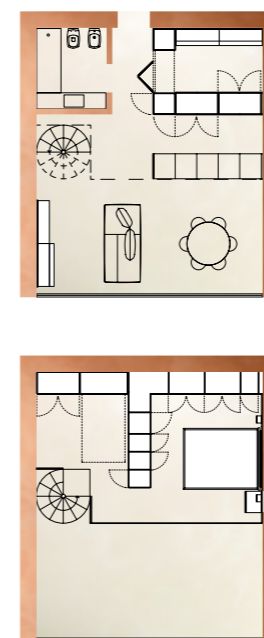
PROJECT 1.1



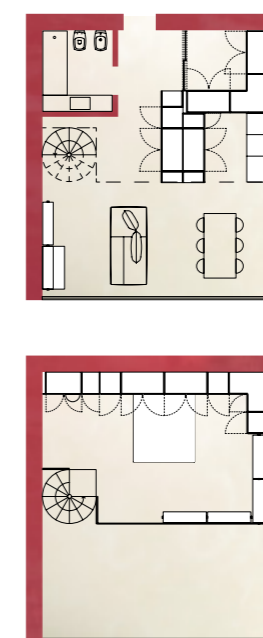
PROJECT 1.2



PROJECT 2.1




PROJECT 2.2



INDEX

PROJECT CONCEPTS	P. 02
LIFESTYLE	P. 12
PROJECT 1.1	P. 98
PROJECT 1.2	P. 140
PROJECT 2.1	P. 188
PROJECT 2.2	P. 210
MADIE	P. 226
SIDEBOARDS	
TAVOLI E SEDIE	P. 250
TABLES AND CHAIRS	
LETTI	P. 268
BEDS	
COMPLEMENTI	P. 310
COMPLEMENTARY FURNITURE	
SISTEMI E ATTREZZATURE	
SYSTEMS AND FITTINGS	
STORAGE UNITS	P. 336
MARKER	P. 338
LABYRINTH	P. 340
FREESPACE	P. 342
MODULOR	P. 348
WINDY	P. 350
FLEXY EASY	P. 352
FLEXY	P. 354
ALTERNA FREE	P. 356
TECH	P. 372
COMPOSIZIONI E MISURE	P. 412
ARRANGEMENTS AND SIZES	
FINITURE	P. 432
FINISHES	

FREESPACE MODULOR STORAGE UNITS



SM2202 P.16



SM2203 P.32



SM2222 P.106



SM2200 P.22



SM2201 P.36



SM2221 P.110




SM2212 P.28



SM2220 P.100




SM2225 P.146



SM2226 P.150

FLEXY EASY




SM2205 P.44



SM2006 P.196

WINDY



SM2103 P.42



SM2224 P.142



SM2009 P.176



SM2003 P.218

MADIE SIDEBOARDS



SM2204 P.54



SM2223 P.114



P.226

LABYRINTH



SM2227 P.48

SISTEMI ARMADIO
WARDROBE SYSTEMS

CABINE ARMADIO
WALK-IN CLOSETS

ALTERNA
BATTENTE
HINGED



SM2072 P.72



SM2016 P.130



SM2008 P.162



SM2004 P.190

ALTERNA
SCORREVOLE
SLIDING



SM005 P.80

ALTERNA
COMPLANARE
COPLANAR




SM2019 P.396



SM006 P.76



SM2015 P.134




SM2009 P.174



SM2005 P.198



SM2014B P.126



SM007 P.82



SM2017 P.136



SM2011 P.178



SM2002 P.212



SM2014C P.128



SM2001 P.220

FREE



SM003 P.68



SM2014A P.124

FLEXY



SM008 P.60



SM2007 P.154



SM2004 P.194

FLEXY EASY



SM013 P.94



SM2010 P.168


WINDY



SM010 P.86



SM2100 P.90



SM2013 P.184



SM2001 P.223

LIFESTYLE

SISTEMI DI ARREDO CHE DIVENTANO STRUTTURE ARCHITETTONICHE FRUIBILI IN TUTTE LE AREE DELLA CASA SECONDO NUOVI MODELLI ABITATIVI - IL DESIGN CHE GENERA LO SPAZIO. ELEMENTI DI CONTENIMENTO SPESSO MULTIFUNZIONALI, SEMPRE PIÙ DINAMICI E RIDOTTI, PER RISPONDERE ALLE ESIGENZE DELL'ABITARE CONTEMPORANEO.

DESIGN SYSTEMS BECOME ARCHITECTURAL STRUCTURES SUITABLE FOR ANY AREA OF THE HOME, IN LINE WITH NEW LIVING TRENDS ACCORDING TO WHICH DESIGN GENERATES SPACE. STORAGE UNITS ARE OFTEN MULTIFUNCTIONAL AND ALWAYS COMPACT AND DYNAMIC TO MEET CONTEMPORARY LIVING REQUIREMENTS.



**ARREDARE GLI INGRESSI E LE AREE DI CONNESSIONE
CON SOLUZIONI CONTENITIVE D'ARREDO.
SISTEMI INTEGRATI CHE GIOCANO SUI PIENI E SUI
VUOTI SENZA LA NECESSITÀ DI PARTITURE VERTICALI.**

FURNISHING ENTRANCES AND CORRIDORS WITH STORAGE
UNITS. INTEGRATED SYSTEMS PLAY WITH SOLIDS
AND VOIDS WITH NO NEED FOR VERTICAL PARTITIONS.

SM2202





FREESPACE

Sistema componibile con ante Plana push&pull, moduli libreria, angolo aperto, nicchia con ripiani in vetro e nicchia con seduta. Finiture pomice e mattone.

A modular system with Plana push&pull doors, bookcase modules, an open corner unit, a niche fitted with glass shelves and another niche containing a seat. Pumice and brick finishes.



**FREESPACE**

Nicchia con ripiani in vetro e nicchia con seduta mattone. Cuscino tessuto Creta C1F.
A niche fitted with glass shelves and a niche featuring a seat. Both are brick coloured. The cushion is in Creta C1F fabric.


SM2200

FREESPACE

Sistema a spalla bifacciale lignum dark con ante City Glass vetro trasparente fumé e telaio brunito.
Lignum dark double-sided system featuring City Glass doors in fumé transparent glass with a burnished frame.







**SOLUZIONI LIVING ADATTE AD OGNI TIPO DI
AMBIENTE, DI SPAZIO E DI ESIGENZA D'ARREDO
GRAZIE ALLA MODULARITÀ DEI SISTEMI E
ALL'AMPIA POSSIBILITÀ DI COMPOSIZIONE.**

LIVING SOLUTIONS SUITABLE FOR ANY TYPE
OF ENVIRONMENT, SPACE OR FURNISHING
REQUIREMENT THANKS TO THE MODULARITY
OF OUR SYSTEMS WITH WHICH A VAST ARRAY
OF ARRANGEMENTS CAN BE CREATED.

SM2212



FREESPACE

Sistema a spalla sospeso ottanio e carbone con ante City Glass vetro trasparente e telaio brunito, scrittoio carbone.

Octane and charcoal wall-hung shelving system with transparent glass City Glass doors and burnished frames. Charcoal desk.



SM2203



MODULOR | UNOEDUE | CONTENITORI

Pannello Modulor carbone, pensili ante Plana push&pull carbone, pensili e base sospesa a giorno Unoedue noce, basi sospese ante ribalta Plana push&pull carbone.
Charcoal Modulor panel; wall units with charcoal Plana push&pull doors; walnut Unoedue wall units and open wall-hung base units; wall-hung base units with charcoal, Plana push&pull drop-down doors.



SM2201





MODULOR | FREESPACE | CONTENITORI

Pannelli Modulor blu e noce, pensili noce ante City Glass vetro trasparente fumé e telaio brunito; basi a terra cassettoni ante Plana push&pull blu, scrittoio sospeso noce, mensole in metallo brunito.
 Blue and walnut Modulor panels; walnut wall units with City Glass doors in fumé transparent glass with burnished frames; blue floor-level base units, deep drawers and Plana push&pull doors; walnut floating desk; burnished metal shelves.





SECONDO LE PIÙ ATTUALI ESIGENZE DELL'ABITARE DOVE LE NOSTRE CASE DEVONO ACCOGLIERE PIÙ FUNZIONI, L'HOME OFFICE PRENDE FORMA NEL PROGETTO LIVING. LIBRERIE componibili, SCRITTOI E PANNELLI DIVISORI IN GRADO DI CREARE SPAZI DEDICATI E FACILMENTE TRASFORMABILI.

THE LATEST LIVING REQUIREMENTS EXPECT OUR HOMES TO PROVIDE VARIOUS FUNCTIONS, SUCH AS A HOME OFFICE, THAT ENDS UP HAVING A PLACE ALL OF ITS OWN IN A MODERN DESIGN PROJECT. MODULAR BOOKCASES, DESKS AND PARTITIONS CAN CREATE PURPOSE-BUILT SPACES THAT CAN BE EASILY TRANSFORMED.

SM2103



WINDY | SIGN

Sistema Windy con palo a parete, ripiani in vetro Trai 45, contenitori ante vasistas Plana push&pull ottanio, cassetti ante Grip ottanio, profilo brunito. Scrivania Sign struttura metallo brunito, piano vetro brunito opaco.

Windy system with floor-to-wall poles; glass Trai 45 shelves; units with octane Plana push&pull lift-up doors; octane Grip drawer fronts; burnished profile. Sign desk with a burnished metal structure and a matt burnished glass top.

SM2205



FLEXY EASY | SIGN

Sistema a cremagliera brunito con mensole arena, contenitori ante vasistas Plana push&pull arena, scrittoio Sign struttura in metallo brunito, piano in vetro brunito opaco.
Burnished slotted rail system with arena shelves; arena storage units with Plana push&pull lift-up doors; Sign desk with a burnished metal structure and a matt burnished glass top.





SM2227



LABYRINTH

Pannelli Labyrinth in tessuto Creta C24 e Smack S08, scrittoio Sign struttura in metallo brunito, piano in vetro brunito opaco. Divano Ludwig elemento 173x99 cm pelle Z nabuk 40 ocra, tavolino servo Nemu Ø45 cm piano termoformato bronzo, sedia soft One Flo base verniciata opaca antracite tessuto G Titan 09 cammello, by Désirée.
Labyrinth panels in Creta C24 and Smack S08 fabric, Sign desk with a burnished metal structure and a matt burnished glass top. Ludwig sofa consisting of a 173x99 cm element in Z nubuck 40 ocra leather; Nemu Ø45 side table with a bronze thermoformed top; Soft One Flo chair upholstered in G Titan 09 cammello fabric with a matt anthracite painted base, by Désirée.







MADIE INNOVATIVE PER LA ZONA GIORNO CHE POSSONO ESSERE UTILIZZATE PER VALORIZZARE UNA PARETE O COME BASE DI APPOGGIO PER GLI OGGETTI CHE AMI. UNA SOLUZIONE CONTENITIVA RAFFINATA, PER CREARE COMPOSIZIONI UNICHE E PERSONALI CON COLORI NUOVI ED ELEGANTI.

OUR INNOVATIVE SIDEBOARDS FOR THE DAY AREA CAN BE USED TO ENHANCE A WALL OR AS A SET-DOWN SURFACE FOR THE THINGS YOU LOVE. A REFINED STORAGE UNIT TO CREATE UNIQUE AND PERSONAL ARRANGEMENTS WITH NEW, ELEGANT COLOURS.

SM2204

MADIA | MARKER

Madia con basamento brunito, top e piano sopra basamento carbone. Contenitori anta Plana push&pull pomice e ante Grip carbone, elemento a giorno mattone. Mensola Marker L.120 cm con illuminazione finitura brunito. Sideboard with a burnished base, charcoal top and base top panel. Storage units feature pumice Plana push&pull doors and charcoal Grip fronts; brick open unit. Burnished finish Marker shelf L.120 cm with lighting.





MADIA

Madie con basamento brunito. Contenitori ante Plana ardesia e bianco talco, maniglia Roll brunito, coprifianchi e top ardesia.
Sideboards with a burnished base. Units with slate and talc white Plana doors and fronts, burnished Roll handles, slate finished sides and top.





CABINE ARMADIO DAL DESIGN MINIMALE CAPACI DI OTTIMIZZARE OGNI SPAZIO DISPONIBILE. SISTEMI CHE CREANO, IN MODO RAZIONALE ED ACCESSIBILE, SOLUZIONI FUNZIONALI COORDINABILI ALLO STILE DEGLI AMBIENTI CHE LE CIRCONDANO.

WALK-IN CLOSETS WITH A MINIMAL DESIGN CAPABLE OF OPTIMISING ANY SPACE. THESE SYSTEMS RATIONALLY AND AFFORDABLY CREATE FUNCTIONAL SOLUTIONS THAT CAN BE COORDINATED WITH THE STYLE OF THEIR SURROUNDINGS.

SM008





FLEXY

Cabina armadio Flexy, pannelli cocò, accessori noce, reggimensole e appendiabiti brunito.

Flexy walk-in closet, cocò panels, walnut accessories, burnished shelf brackets and hanging rails.



CHIUSURA SCORREVOLE
SLIDING DOORS

Porte di chiusura scorrevoli in vetro
trasparente bronzato, telaio nero spazzolato.
Sliding doors in bronze transparent
glass with a brushed black frame.



SM003



ALTERNA | FREE

Monoblocco armadio Alterna con modulo angolo esterno, modulo passaggio, chiusura a soffietto bianco talco.
Alterna monobloc wardrobe with an external corner module, doorway module and folding doors in talc white.



ALTERNA | FREE

All'interno cabina armadio Free sesamo, fianco microforato, ante di finitura posteriore bianco talco. Modulo angolo esterno.

On the inside, sesame Free walk-in closet, micro-perforated side, talc white rear finishing panels. External corner module.



**UNA COLLEZIONE DI ARMADI VERSATILE,
COMPLETAMENTE CUSTOMIZZABILE PER COLORI,
FINITURE E DIMENSIONI. LA POSSIBILITÀ DI
SCEGLIERE TRA ANTE BATTENTE, SCORREVOLI
E COMPLANARI. UNA VASTA GAMMA DI
ACCESSORI PER PERSONALIZZARE GLI INTERNI.**

A VERSATILE COLLECTION OF WARDROBES,
FULLY CUSTOMISABLE IN TERMS OF COLOURS,
FINISHES AND SIZES WITH THE POSSIBILITY OF
CHOOSING FROM HINGED, SLIDING AND COPLANAR
SLIDING DOORS. A VAST RANGE OF ACCESSORIES
IS AVAILABLE TO CUSTOMISE THE INSIDE.

SM2072





ALTERNA

Armadio Alterna battente ante City noce e City Glass vetro trasparente fumé e telaio brunito, struttura finitura esterna e interna noce. Alterna hinged door wardrobe with walnut City doors and fumé transparent glass City Glass doors with burnished frames. Carcase exterior and interior in walnut.



SM006



ALTERNA

Armadio Alterna battente ante City Glass
vetro fumé e telaio brunito, fianco esterno
ardesia, interni e accessori sesamo.

Alterna hinged door wardrobe with fumé glass
City Glass doors and burnished frames. Slate
end panel, sesame interiors and accessories.



SM005



ALTERNA

Armadio Alterna scorrevole ante Mondrian bianco talco con telaio bianco e moduli terminali con appendino bianco talco.

Alterna sliding door wardrobe with talc white Mondrian doors with a white frame and end modules with a talc white hanging rail.



SM007



**ALTERNA**

Armadio Alterna battente ante Plana e maniglia Virgola cashmere con modulo di servizio, modulo elettrodomestici, anta ripostiglio e passaggio con chiusura battente. Alterna hinged door wardrobe with Plana doors and cashmere Virgola handles with a utility module, a household appliance module, a cupboard door and a doorway with a hinged door.

SM010





WINDY

Sistema a palo Windy con pali a soffitto bruniti, mensole pomice e vassoi estraibili Trai 45 con frontalino in vetro.
Windy pole shelving system with burnished floor-to-ceiling poles, pumice shelves and Trai 45 pull-out trays with glass fronts.

SM2100





WINDY | DECOR

Sistema Windy con palo a soffitto, mensole pomice, pannello Siparium tessuto Creta C06. Letto Decor tessuto Creta C06 gambe Ruler brunito.

Windy system with floor-to-ceiling poles and pumice shelves; Siparium panels in Creta C06 fabric. Decor bed upholstered in Creta C06 fabric with burnished Ruler legs.

SM013



FLEXY EASY

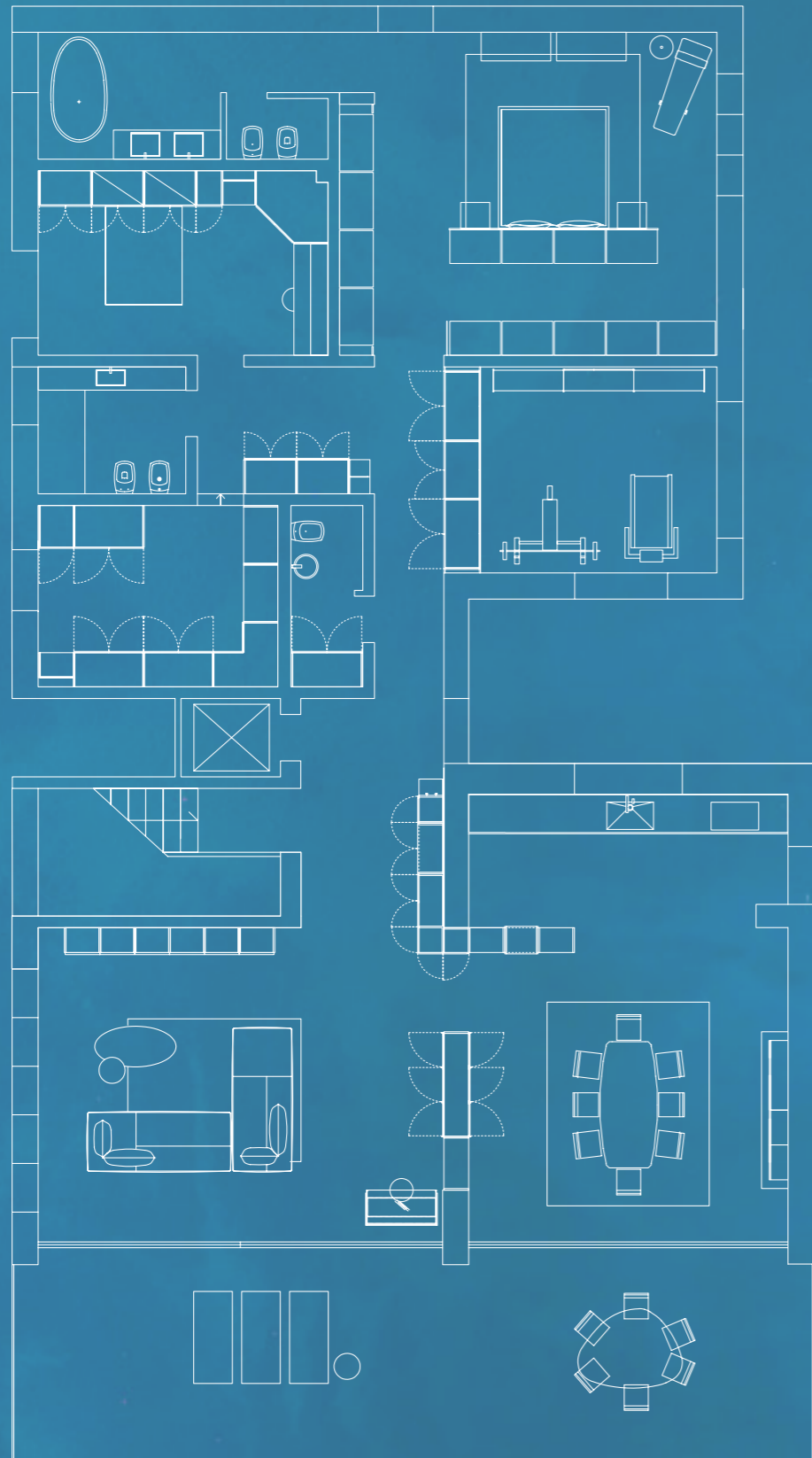
Cabina armadio Flexy Easy con montanti e reggimensole brunito, mensole, cassettiere e portacamicia arena.

Flexy Easy walk-in closet with burnished uprights and shelf brackets; arena shelves, drawer units and shirt shelves.



**TREND**

Isola comò Trend noce, top cocò, completa di sei cassetti.
Walnut, double-sided Trend chest of drawers with a cocò top and six drawers.



PROJECT 1.1

SM2220





FREESPACE

Sistema a spalla con ante Plana push&pull e ante Gola, angolo aperto, nicchia con ripiani in vetro e nicchia con seduta. Finiture blu e noce.
Shelving system with Plana push&pull and Gola doors, an open corner unit, a niche with glass shelves and another niche containing a seat. Blue and walnut finishes.



FREESPACE

Anta Gola blu. Nicchia con seduta
noce, cuscino tessuto Funny S53.
Blue Gola door. Walnut niche with a
seat and a cushion in Funny S53 fabric.



SM2222



FREESPACE | SIGN

Sistema a spalla bifacciale noce con ante City Glass vetro trasparente fumé e telaio brunito; scrittoio Sign struttura metallo brunito, piano noce, screen imbottito tessuto Creta C07. Double-sided shelving system in walnut with City Glass doors in fumé transparent glass with a burnished frame; Sign desk with a burnished metal structure, walnut top, screen upholstered in Creta C07 fabric.



SM2221





MODULOR | FREESPACE

Pannelli Modulor blu, sistema a spalla
Freespace noce con ante ribalta
City Glass brunito, vetro trasparente
fumé; inserti blu, basi a terra
cassettoni ante Plana push&pull noce.
Blue Modulor panels, Freespace shelving
system in walnut with burnished City
Glass lift-up doors, fumé transparent glass,
blue inserts, floor-level base units with
walnut, push&pull, deep drawer fronts.



SM2223



MADIA | VUOTOPIENO

Madia con basamento componibile brunito,
Contenitori ante Grip pomice con profilo
brunito; pensili Vuotopieno pomice e carbone.
Sideboard with a burnished modular base, pumice
storage units with Grip fronts and burnished profiles;
Vuotopieno wall units in pumice and charcoal.



SM2014

SLIM | SET

Letto Slim imbottito: tessuto Smack S08, comodini e comò Set cashmere. Panca Ludwig 160x48 cm pelle Y cielo 02 avorio, by Désirée. Slim padded bed: Smack S08 fabric, cashmere Set bedside tables and chests of drawers. Ludwig ottoman 160x48 cm in Y cielo 02 avorio leather, by Désirée.







SM2014A

FREE

Cabina Free fianchi, ripiani e accessori
noce, schiene sesamo. Modulo terminale
con appendino brunito, noce.

Free walk-in closet with walnut side
panels, shelves and accessories,
sesame back panels. End module with a
burnished hanging rail and a walnut base.




SM2014B



ALTERNA

Armadio Alterna scorrevole ante centrali Double Glass profili brunito pannelli cretto cashmere e vetro cashmere opaco; ante esterne Mixer profili brunito pannelli cretto cashmere; ante di finitura posteriori cretto cashmere; fianchi a finire cashmere, interno sesamo.

Alterna sliding door wardrobe with Double Glass central doors, burnished edges, cretto cashmere and matt cashmere glass panels. Mixer side doors with burnished edges and cretto cashmere panels; cretto cashmere rear finishing panels; cashmere finishing side panels, sesame interior finish.



SM2014C

ALTERNA

Armadio Alterna scorrevole ante centrali Mondrian profili brunito, pannelli cashmere; ante esterne Compass profili brunito, pannelli cashmere; fianchi a finire cashmere. Alterna sliding door wardrobe featuring Mondrian central doors with burnished trims and cashmere panels; Compass side doors with burnished trims and cashmere panels; cashmere finishing side panels.



SM2016



ALTERNA

Armadio Alterna battente ante Glass vetro specchio argentato, maniglie e profili brunito, ante Plana push&pull ardesia; modulo passaggio ante Plana push&pull ardesia, fianchi a finire e ante di finitura posteriori ardesia. Libreria Image di Euromobil.

Alterna hinged door wardrobe with silver mirror Glass doors, burnished edges and handles, slate Plana push&pull doors; doorway module with slate Plana push&pull doors; finishing side panels and rear finishing panels in slate. Euromobil Image bookcase.





SM2015

ALTERNA | SOFT | SCRITTOIO

Armadio Alterna battente con angolo spogliatoio ante Plana e maniglia Virgola arena, modulo ponte ante Plana push&pull arena, pannello sottoponte e mensola noce, modulo libreria di collegamento arena, ripiani noce. Interni sesamo. Letto Soft giroletto H.29 cm Ring 45° arena con rete alzante, testata imbottita tessuto Smack 01. Scrivania sp.5 cm con mensole sp.5 cm noce. Alterna hinged door wardrobe with a corner dressing room, Plana doors and arena Virgola handles: overhead module with arena Plana push&pull doors, walnut panel and shelf under overhead unit, arena connecting bookcase module with walnut shelves. Sesame interior finish. Soft bed with an arena, H.29 bed frame with 45° joints, a lift-up base and a headboard upholstered in Smack 01 fabric. 5 cm thick desk with 5 cm thick shelves in walnut.



SM2017

ALTERNA | FREE

Armadio Alterna battente, modulo di servizio, modulo elettrodomestici ante Plana con maniglia Virgola bianco talco, interni sesamo. Modulo libreria di collegamento bianco talco, cabina Free con ripiani inclinati portascarpe sesamo. Alterna hinged door wardrobe, utility module, household appliance module, with Plana doors and talc white Virgola handles. Sesame interior finish. Connecting bookcase module in talc white, Free walk-in closet with sesame slanting shoe-rack shelves.

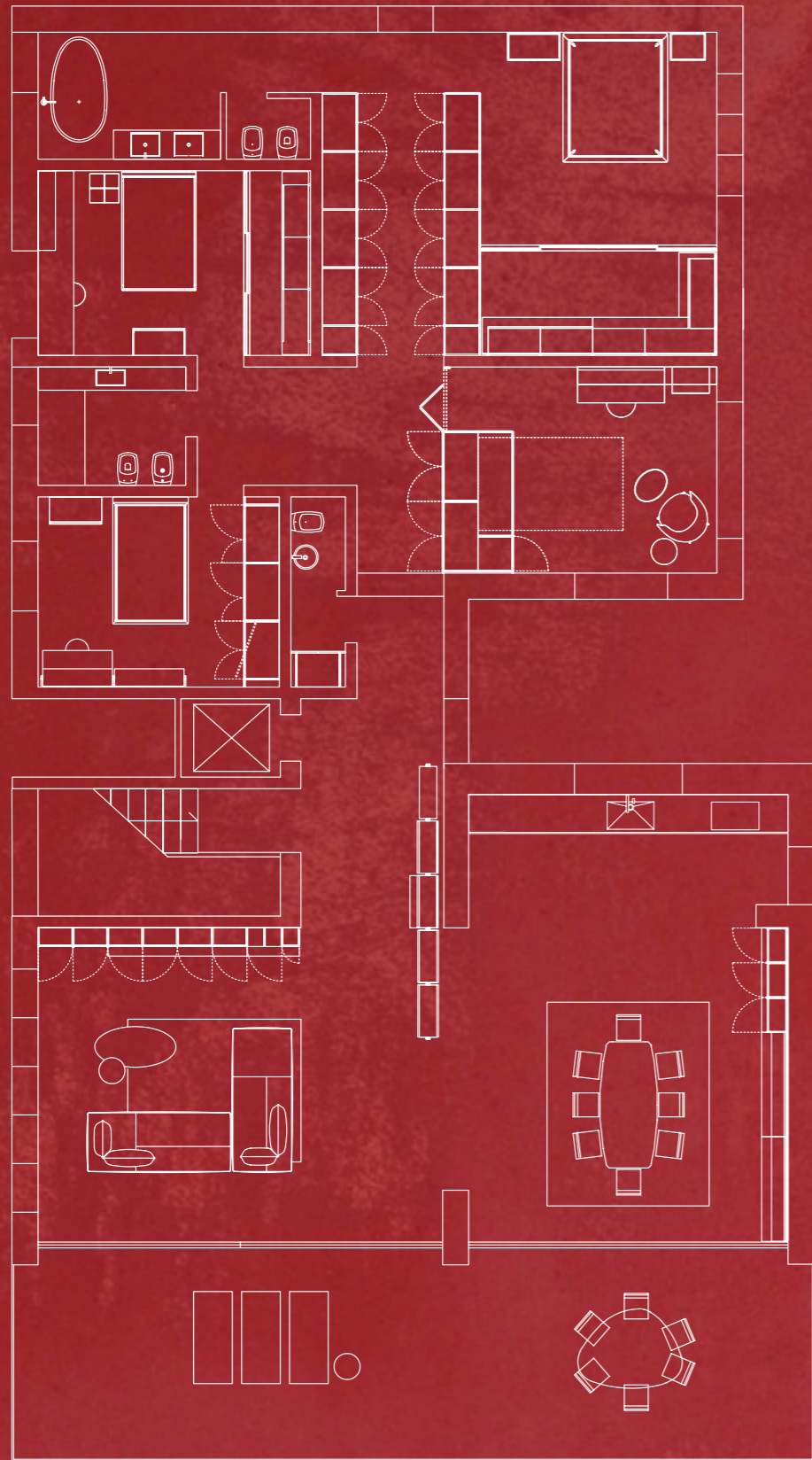




ALTERNA

**Modulo di servizio e modulo elettrodomestici
bianco talco interno sesamo.**

Talc white utility module and household
appliance module with sesame interior finish.



PROJECT 1.2



SM2224



WINDY

Sistema Windy con palo a soffitto, mensole carbone, contenitori ante ribalta Plana push&pull noce, contenitori ante vasistas City Glass noce, vetro trasparente fumé e telaio brunito; pannello Siparium tessuto Smack S03 con sacca porta oggetti tessuto Creta C06, scrittoio noce.
 Windy system with floor-to-ceiling poles, charcoal shelves, walnut units with Plana push&pull drop-down doors, walnut wall units with City Glass lift-up doors in fumé transparent glass with a burnished frame; Siparium panel upholstered in Smack S03 fabric, with Creta C06 fabric hanging organisers; walnut desk.



SM2225





MODULOR

Pannelli Modulor carbone, pensili ante City Glass pomice, vetro trasparente e telaio brunito; pensili ante ribalta Plana push&pull noce, basi sospese cassettone ante Plana push&pull noce, basi sospese a giorno Unoedue noce, mensole in metallo brunito.
 Charcoal Modulor panels, wall units with pumice City Glass doors, transparent glass and burnished frames; walnut wall units with Plana push&pull drop-down doors; walnut wall-hung base units with Plana push&pull deep drawer fronts, walnut Unoedue open wall-hung base units, burnished metal shelves.



SM2226





FREESPACE

Pensili ante Plana push&pull carbone, pensili ante City Glass mattone, vetro trasparente fumé e telaio brunito.
Pensili Unoedue mattone, basi a terra cassettoni anta Plana push&pull carbone. Nel dettaglio, boccola passacavi brunito.
Charcoal wall units with Plana push&pull doors, brick wall units with City Glass doors in fumé transparent glass with burnished frames.
Brick Unoedue wall units, charcoal floor-standing base units with Plana push&pull fronts. In the detail, burnished cable grommet.





SM2007



FLEXY | BLUNT | GRIP

Cabina armadio Flexy pannelli cretto cashmere, reggimensole e appendiabiti brunito, accessori arena. Porte di chiusura scorrevoli in vetro trasparente bronzato e telaio nero spazzolato.
Flexy walk-in closet with cretto cashmere panels, burnished shelf brackets and hanging rails, arena accessories. Sliding doors in bronze transparent glass with brushed black frames.



BLUNT | GRIP

Letto imbottito Blunt in tessuto Funny S59, gambe Raked brunito. Complementi Grip struttura, cassetti e profilo arena, top vetro brunito lucido. Blunt padded bed upholstered in Funny S59 fabric with burnished Raked legs. Grip complementary furniture with arena carcass, drawers and grip profiles, featuring glossy burnished glass tops.





SM2008

ALTERNA

Armadi Alterna battenti ante City cocò e ante City Glass vetro trasparente fumé e telaio brunito. Alterna hinged door wardrobes with cocò City doors and City Glass doors in fumé transparent glass with burnished frames.







ALTERNA

Armadio Alterna battente ante City Glass vetro trasparente fumé e telaio brunito.
Ante City cocò e telaio brunito. Finitura esterna arena e cocò, finitura interna sesamo.
Alterna hinged door wardrobes with City Glass doors in fumé transparent
glass with burnished frames. Cocò City doors with burnished frames.
Arena and cocò external finish, sesame internal finish.



SM2010





FLEXY EASY | FOLD

Sistema a cremagliera Flexy Easy: montanti, reggimensole e appendiabiti brunito, accessori olmo sand. Chiusura scorrevole binario e profilo titanio spazzolato, ante ottanio. Letto Fold: giroletto con gamba 45° ottanio, testata ottanio con cuffia Klee tessuto Funny S53. Flexy Easy slotted rail system: burnished uprights, shelf brackets and hanging rails, sand elm accessories. Sliding doors with brushed titanium track and edges, octane doors. Fold bed: octane bed frame with legs featuring 45° joints, octane headboard with a Klee slipcover in Funny S53 fabric.



LUCKY | TIC

Settimanale Lucky ottanio, gambe brunito.
Scrivania sp.5 cm con cassettera di sostegno
olmo sand, mensole olmo sand. Tavolino
Tic piano top ottanio, gambe brunito.

Lucky narrow drawer chest with burnished legs.
5 cm thick, sand elm desk with a supporting
drawer unit and sand elm shelves. Tic side
table with an octane top and burnished legs.





SM2009

ALTERNA | ICON BIG | LUCKY

Armadio Alterna battente ante Plana a larghezza differenziata push&pull olmo ash; modulo TV pannello orientabile, ante Plana, cassetto, cassettoni e vano a giorno push&pull olmo ash.
Letto imbottito Icon Big: tessuto Funny S51. Comodino Lucky olmo ash, gambe metallo bianco.
Alterna hinged door wardrobe with ash elm Plana push&pull doors in different widths; TV module with a swivel panel, Plana doors; ash elm push&pull drawer, deep drawers and open compartment. Icon Big padded bed: upholstered in Funny S51 fabric. Ash elm Lucky bedside table with white metal legs.



WINDY

Sistema Windy con palo a parete: pali e reggimensole brunito, mensole sp.2,8 cm e piano scrittoio sp.5 cm olmo ash.

Windy system with floor-to-wall poles: burnished poles and shelf brackets, 2.8 cm thick shelves and 5 cm thick desk in ash elm.

SM2011

ALTERNA

Armadio Alterna battente ante Break bianco talco e maniglie bianco. Chiusura a soffietto anta Break bianco talco e maniglia bianco.
Alterna hinged door wardrobe with talc white Break doors and white handles. Break folding door in talc white with a white handle.





**ALTERNA**

Armadio Alterna battente e modulo letto a ribalta bianco talco, apertura push&pull. Scrivitoio sospeso olmo sand, mensole olmo sand. Settimanale Set olmo sand. Alterna hinged door wardrobe and wall bed module in talc white, push&pull fronts. Sand elm floating desk, sand elm shelves. Sand elm Set narrow drawer chest.

SM2013

WINDY

Sistema Windy con palo a parete, mensole pomice, cassette pomice con profili Grip brunito.
Windy system with floor-to-wall poles, pumice shelves, pumice drawers with a burnished Grip profile.








SM2004







ALTERNA | FLEXY

Armadio Alterna battente ante Plana push&pull e ante Mixer con modulo angolo esterno e ante di finitura posteriori ottanio. Chiusura a soffietto anta Mixer e profilo ottanio. Cabina Flexy pannelli cocò, reggimensole e appendiabiti brunito, mensole e accessori ottanio.

Alterna hinged door wardrobe with Plana push&pull doors and Mixer doors with an external corner module and octane rear panels. Octane Mixer folding doors and edges. Flexy walk-in closet with cocò panels, burnished shelf brackets and hanging rails, octane shelves and accessories.





SM2006

FLEXY EASY

Sistema a cremagliera, montanti e reggimensole brunito, mensole ottanio.
Slotted rail system, burnished uprights and shelf brackets, octane shelves.





SM2005

ALTERNA

Armadio Alterna battente con modulo angolare, modulo con cassettoni ante Plana ottanio maniglia Bench lignum dark e Grip ottanio.

Alterna hinged door wardrobe with a corner module, a module with deep drawers and octane Plana fronts, lignum dark Bench handle and octane Grip profile.



PANNELLO TESTATA IMBOTTITO | GIROLETTO IMBOTTITO
PADDED HEADBOARD PANEL | PADDED BED FRAME

Pannelli testata lignum dark con led, testata imbottita trapuntata Mirò tessuto Funny S52, accessori da aggancio ottanio, comodino Gap lignum dark, distanziale in metallo brunito. Giroletto imbottito H.32 cm tessuto Funny S52. Tavolino Tac piano top ardesia, gambe brunito. Lignum dark headboard panels with led lights, Mirò quilted headboard upholstered in Funny S52 fabric, octane hanging accessories, lignum dark Gap bedside tables, burnished metal spacer. 32 cm high bed frame upholstered in Funny S52 fabric. Tac side table with slate top and burnished legs.





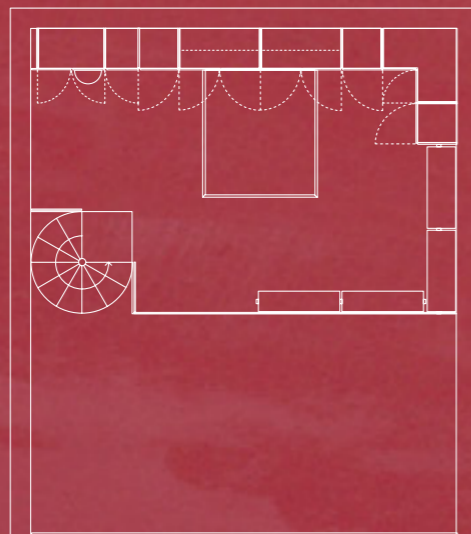
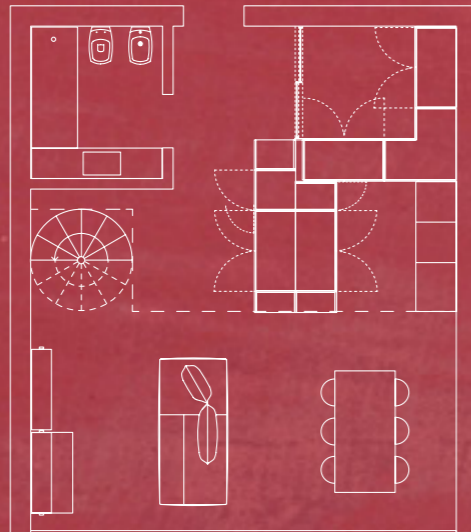
SM2005

ALTERNA

Armadio Alterna battente con modulo scrittoio ante Plana ottanio maniglia Bench lignum dark. Modulo letto a ribalta ottanio, apertura push&pull. Moduli mansardati ante Plana push&pull con ante di finitura posteriore ottanio. Alterna hinged door wardrobe with desk module, octane Plana doors and lignum dark Bench handle. Octane, push&pull wall bed module. Sloping modules with Plana push&pull doors and octane rear finishing panels.







PROJECT 2.2

SM2002





ALTERNA

Armadio Alterna battente ante Gola pomice con modulo terminale libreria bifacciale e modulo terminale con appendiabiti estraibile pomice. Chiusura scorrevole binario e profili bianco, ante pomice. Alterna hinged door wardrobe with pumice Gola doors and double-sided end bookcase module plus end module with pull-out hanging rail in pumice. Sliding doors with white track and edges, pumice doors.






ALTERNA

Armadio Alterna battente ante Plana maniglia Inclina pomice, modulo elettrodomestici con cestone portabiancheria estraibile, modulo angolare. Finiture interne sesamo.

Alterna hinged door wardrobe with Plana doors and pumice Inclina handles, household appliance module with pull-out laundry bag, corner module. Sesame interior finish.





SM2003

WINDY

Sistema Windy con palo a parete, pali e reggimensole brunito, ripiani Trai 45 sp.3,5 cm con telaio in alluminio brunito e vetro trasparente, piano scrittoio sp.5 cm arena.

Windy system with burnished floor-to-wall poles and shelf brackets, 3.5 cm thick Trai 45 shelves with burnished aluminium frames and transparent glass; 5 cm thick arena floating desk.



SM2001






ALTERNA | WINDY

Armadio Alterna battente con modulo angolare ante Gola pomice. Moduli ponte ante Plana, pannelli sottoponte e mensola pomice, scrittoio sp.5 cm arena. Sistema Windy con palo a soffitto a misura mansardato, pali e reggimensole brunito, mensole arena. Letto imbottito Luk Big con giroletto H.19 cm tessuto Funny S59, gambe Topper brunito. Alterna hinged door wardrobe with corner module and pumice Gola doors. Overhead modules with Plana doors, pumice panels and shelf under the modules; 5 cm thick arena desk. Windy system with burnished, floor-to-ceiling poles, made-to-measure for sloping ceilings, burnished poles and shelf brackets, arena shelves. Luk Big padded bed with a 19 cm high bed frame upholstered in Funny S59 fabric; burnished Topper legs.





WINDY

Sistema Windy con palo a soffitto a misura mansardato, pali e reggimensole brunito, mensole arena.
Windy system with burnished, floor-to-ceiling poles, made-to-measure for sloping ceilings, burnished poles and shelf brackets, arena shelves.

MADIE SIDEBOARDS

UNA COLLEZIONE COMPLETA DI MADIE PER TUTTE LE AREE DELLA CASA. PICCOLI SISTEMI DI CONTENIMENTO ADATTABILI AD OGNI AMBIENTE GRAZIE ALLA VASTA GAMMA DI COLORI E FINITURE ACCOSTABILI TRA LORO. ANTE, CASSETTI ED ELEMENTI A GIORNO PER PROGETTI PERSONALIZZATI.

A COMPLETE SIDEBOARD COLLECTION FOR ALL THE AREAS OF THE HOME. SMALL STORAGE SYSTEMS THAT CAN ADAPT TO ANY CONTEXT THANKS TO THE VAST RANGE OF COLOURS AND FINISHES THAT CAN BE COMBINED TOGETHER. DOORS, DRAWERS AND OPEN UNITS DESIGNED FOR CUSTOMISED PROJECTS.



MADIA

Madia L.270 H.59,3 cm con basamento componibile brunito, top e piano sopra basamento noce. Contenitori ante Plana noce, ottanio, bianco talco con maniglia Roll brunito, elemento a giorno ottanio. Sideboard measuring W.270 H.59.3 cm with a burnished modular base, walnut top and base top panel. Walnut, octane and talc white units with Plana doors and burnished Roll handles. Octane open unit.

MADIA | MARKER

Madia L.270 H.48,9 cm con basamento componibile brunito, top carbone. Contenitori anta Grip carbone, pomice e profilo brunito. Mensole Marker L.90 cm con illuminazione, finitura bianco. Sideboard measuring W.270 H.48.9 cm with a burnished modular base and a charcoal top. Units with charcoal and pumice Grip doors, burnished profile. White finish Marker shelves L.90 cm with lighting.



MADIA

Madia L.270 H.76,5 cm con basamento componibile bianco, top bianco talco.
Contenitori anta Plana push&pull e anta Grip bianco talco; terminali interno noce anta battente bianco talco.
Sideboard measuring W.270 H.76.5 cm with a white modular base. Talc white top.
Units with Plana push&pull doors and talc white Grip fronts; end units with walnut interiors and talc white hinged doors.






MADIA

Madia L.270 H.77,7 cm con basamento componibile brunito, top e piano sopra basamento lignum dark. Contenitori anta Plana push&pull bianco talco e anta Plana carbone maniglia Roll brunito, elemento a giorno lignum dark. Sideboard measuring W.270 H.77.7 cm with a burnished modular base, lignum dark top and base top panel. Units with talc white push&pull doors and charcoal Plana fronts with burnished Roll handles. Lignum dark open unit.





MADIA

Madia L.240 H.77,7 cm con basamento brunito, top e piano sopra basamento lignum dark. Contenitori anta Plana blu e pomice maniglia Roll brunito, elemento a giorno lignum dark.
Sideboard measuring W.240 H.77.7 cm with a burnished base, lignum dark top and base top panel. Units with blue and pumice Plana doors and burnished Roll handles. Lignum dark open unit.



MADIA

Madia L.240 H.59,3 cm con basamento
brunito, top e piano sopra basamento arena.
Contenitori anta Plana push&pull mattone
e arena, elementi a giorno blu e mattone.
Sideboard measuring W.240 H.59.3 cm with
a burnished base, arena top and base top
panel. Brick and arena units with Plana
push&pull doors, blue and brick open units.





MADIA

Madia L.240 H.58,1 cm con basamento bianco, top bianco talco. Contenitori anta Plana bianco talco maniglia Roll bianco. Sideboard measuring W.240 H.58.1 cm with a white base and a talc white top. Units with talc white Plana doors and white Roll handles.



MADIA

Madia L. 122,4 H. 131,7 cm con basamento
brunito, top e coprifianchi noce. Contenitori
anta Plana push&pull e anta Grip bianco talco.
Sideboard measuring W.122.4 H.131.7 cm
with a burnished base, walnut top and
finishing side panel. Units with Plana
push&pull doors and talc white Grip fronts.



MADIA

Madia L. 122,4 H. 131,7 cm con basamento
brunito, top e coprifianchi noce. Contenitori
anta Plana noce maniglia Roll brunito.

Sideboard measuring W.122.4 H.131.7 cm
with a burnished base, walnut top and
finishing side panels. Units with walnut
Plana doors and burnished Roll handles.





MADIA

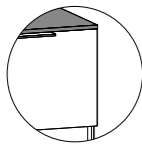
Madia L. 120 H. 76,5 cm con basamento
brunito, top mattone. Contenitori
anta Plana mattone maniglia Roll brunito.

Sideboard measuring W. 120 H. 76.5 cm with a
burnished base and a brick top. Units with brick
Plana doors/fronts and burnished Roll handles.



#1

TOP
TOP

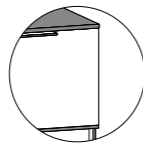


Telaio in metallo 2x2 cm in finitura bianco talco e brunito; contenitori in appoggio P.45,2 cm e top sp.1,2 cm, finiture: bianco talco, pomice, cashmere, arena, selce, ottanio, ardesia, carbone, mattone, blu, olmo ash, olmo sand, noce, lignum dark.
Metal frame measuring 2x2 cm with a talc white and burnished finish. Elevated 45.2 cm deep units with a 1.2 cm thick top. Finishes: talc white, pumice, cashmere, arena, flint, octane, slate, charcoal, brick, blue, ash elm, sand elm, walnut, lignum dark.



#2

TOP + PIANO SOPRA BASAMENTO
TOP + BASE TOP PANEL

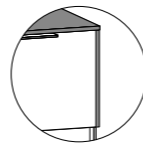


Telaio in metallo 2x2 cm in finitura bianco talco e brunito; contenitori in appoggio P.45,2 cm, top sp.1,2 cm e piano sopra basamento sp.1,2 cm, finiture: bianco talco, pomice, cashmere, arena, selce, ottanio, ardesia, carbone, mattone, blu, olmo ash, olmo sand, noce, lignum dark.
Metal frame measuring 2x2 cm with a talc white and burnished finish. Elevated 45.2 cm deep units with a 1.2 cm thick top and a 1.2 cm thick base top panel. Finishes: talc white, pumice, cashmere, arena, flint, octane, slate, charcoal, brick, blue, ash elm, sand elm, walnut, lignum dark.



#3

TOP + COPRIFIANCHI
TOP + FINISHING SIDE PANELS

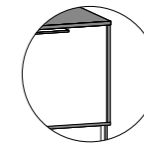


Telaio in metallo 2x2 cm in finitura bianco talco e brunito; contenitori in appoggio P.45,2 cm, top sp.1,2 cm e coprifianchi sp.1,2 cm, finiture: bianco talco, pomice, cashmere, arena, selce, ottanio, ardesia, carbone, mattone, blu, olmo ash, olmo sand, noce, lignum dark.
Metal frame measuring 2x2 cm with a talc white and burnished finish. Elevated 45.2 cm deep units with a 1.2 cm thick top and 1.2 cm finishing side panels. Finishes: talc white, pumice, cashmere, arena, flint, octane, slate, charcoal, brick, blue, ash elm, sand elm, walnut, lignum dark.



#4

TOP + PIANO SOPRA BASAMENTO + COPRIFIANCHI
TOP + BASE TOP PANEL + FINISHING SIDE PANELS



Telaio in metallo 2x2 cm in finitura bianco talco e brunito; contenitori in appoggio P.45,2 cm, top sp.1,2 cm, piano sopra basamento sp.1,2 cm e coprifianchi sp.1,2 cm finiture: bianco talco, pomice, cashmere, arena, selce, ottanio, ardesia, carbone, mattone, blu, olmo ash, olmo sand, noce, lignum dark.
Metal frame measuring 2x2 cm with a talc white and burnished finish. Elevated 45.2 cm deep units with a 1.2 cm thick top, a 1.2 cm thick base top panel and 1.2 cm thick finishing side panels. Finishes: talc white, pumice, cashmere, arena, flint, octane, slate, charcoal, brick, blue, ash elm, sand elm, walnut, lignum dark.



TAVOLI E SEDIE TABLES AND CHAIRS

UNA GAMMA DI TAVOLI DI DIVERSE DIMENSIONI E MATERIALI PER SODDISFARE OGNI AREA DI GUSTO. SEDIE IN TECNOPOLIMERO, METALLO OPPURE IMBOTTITE DA ABBINARE PER ARREDARE LA ZONA GIORNO.


A RANGE OF TABLES IN DIFFERENT SIZES AND MATERIALS DESIGNED TO SATISFY ANY TASTE. TECHNOPOLYMER, METAL OR PADDED CHAIRS THAT CAN BE USED TOGETHER TO FURNISH THE DAY AREA.



THIN | KANVAS

Tavolo Thin rettangolare in metallo verniciato nero. Sedia Kanvas struttura a traliccio in filo verniciata nero, scocca in tecnopolimero nero. Thin rectangular table in black painted metal. Kanvas chair with a black-painted, lattice wire structure and a body in black technopolymer.

THIN



THIN | MAIN

Tavolo Thin rettangolare in metallo verniciato nero. Sedia Main rivestita in rigenerato di cuoio tortora.

Rectangular Thin table in black-painted metal. Main chair upholstered in turtledove regenerated leather.




THIN | ISIDORA

Tavolo Thin rettangolare in metallo verniciato bianco. Sedia Isidora in tecnopolimero bianco, perla, pistacchio, sabbia.

Rectangular thin table in white-painted metal. Isidora chair in white, pearl grey, pistachio green and sand technopolymer.





ANGOLO | FULLER

Tavolo Angolo struttura e gambe in metallo 10x2 cm brunito, piano in vetro lucido brunito. Sedia con braccioli Fuller, struttura a traliccio in filo verniciata in metallo con braccioli, scocca in tecnopolimero nero.
 Angolo table with a 10x2 cm burnished metal structure and legs. Glossy burnished glass top. Fuller chair with armrests, a painted metal lattice wire structure with armrests and a black technopolymer body.

ANGOLO
vetro | glass





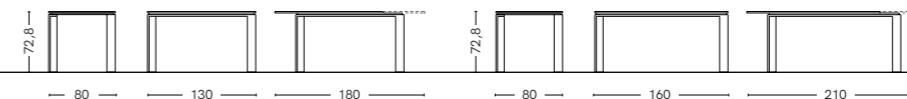
ANGOLO | BAKHITA

Tavolo Angolo struttura e gambe in metallo 10x2 cm bianco, piano in melaminico sp.1,8 cm bianco talco.
 Sedia Bakhita in tecnopolimero sabbia.
 Angolo table with a white, 10x2 cm metal structure and legs. 1.8 cm thick, talc white melamine top. Sand technopolymer Bakhita chair.

ANGOLO



**ANGOLO
allungabile
extending**

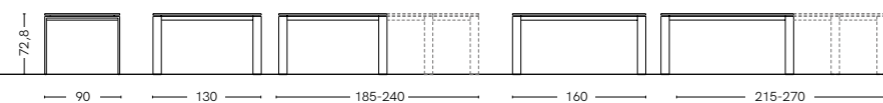




ANGOLO ALL | ELLE

Tavolo Angolo struttura allungabile e gambe in metallo 10x2 cm bianco, piano in melaminico sp. 1,8 cm bianco talco. Sedia Elle con struttura in metallo cromato lucido, seduta rivestita in ecopelle bianco.
 Angolo extending table with a white, 10x2 cm metal structure and legs. 1.8 cm thick, talc white melamine top. Elle chair with a polished chrome metal structure and a seat upholstered in white eco-leather.

ANGOLO ALL

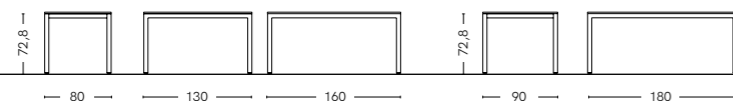


MINIMUS | COMPASS

Tavolo Minimus struttura gambe in metallo 5x5 cm brunito, piano in melaminico sp.1,8 cm carbone. Sedia Compass, struttura in metallo brunito, seduta imbottita rivestita in ecopelle testa di moro.
Minimus table burnished, 5x5 cm metal legs and structure and a 1.8 cm thick charcoal melamine top. Compass chair with a burnished metal structure and a padded seat upholstered in dark brown eco-leather.



MINIMUS



THIN



Struttura e piano in metallo verniciato sez.3x3 cm, con piano alleggerito con polistirolo ad alta densità, finiture bianco e nero.
Structure and top in 3x3 cm section, painted metal. The top contains high-density polystyrene which makes it lighter.

STRUTTURA
STRUCTURE



ANGOLO



Struttura e gambe 10x2 cm in metallo finiture: bianco talco, brunito; piano in melaminico sp.1,8 cm con bordo ABS 4 lati, finiture: bianco talco, pomice, cashmere, arena, selce, ottanio, ardesia, carbone, mattone, blu, olmo ash, olmo sand, noce, lignum dark; piano in vetro sp.1,2 cm finiture: bianco talco, brunito. Modello con struttura allungabile disponibile solo con piano in melaminico.

The structure and the 10x2 cm legs are in metal in the following finishes: talc white and burnished. The top is in 1.8 cm thick melamine with an ABS edge on 4 sides, available in the following finishes: talc white, pumice, cashmere, arena, flint, octane, slate, charcoal, brick, blue, ash elm, sand elm, walnut, lignum dark. 1.2 cm glass top available in the following finishes: talc white and burnished. The model with an extending structure can only have a melamine top.

FINITURE LISCE
PLAIN FINISHES

FINITURE MATERICHE
TEXTURED FINISHES

VETRI LUCIDI/OPACHI
GLOSSY/MATT GLASS

STRUTTURA
STRUCTURE



ANGOLO ALL



Struttura allungabile e gambe 10x2 cm in metallo finiture: bianco talco, brunito; piano in melaminico sp.1,8 cm con bordo ABS 4 lati, finiture: bianco talco, pomice, cashmere, arena, selce, ottanio, ardesia, carbone, mattone, blu, olmo ash, olmo sand, noce, lignum dark.

The extending structure and the 10x2 cm legs are in metal in the following finishes: talc white and burnished. The top is in 1.8 cm thick melamine with an ABS edge on 4 sides in the following finishes: talc white, pumice, cashmere, arena, flint, octane, slate, charcoal, brick, blue, ash elm, sand elm, walnut, lignum dark.

FINITURE LISCE
PLAIN FINISHES

FINITURE MATERICHE
TEXTURED FINISHES

STRUTTURA
STRUCTURE



MINIMUS



Struttura e gambe in metallo, finiture: bianco talco, brunito; sezione quadra 5x5 cm; piano in melaminico sp.1.8 cm, finiture: bianco talco, pomice, cashmere, arena, selce, ottanio, ardesia, carbone, mattone, blu, olmo ash, olmo sand, noce, lignum dark. The structure and legs are in metal in the following finishes: talc white and burnished; 5x5 cm thick, square cross-section; the top is in 1.8 cm thick melamine in the following finishes: talc white, pumice, cashmere, arena, flint, octane, slate, charcoal, brick, blue, ash elm, sand elm, walnut, lignum dark.

FINITURE LISCE
PLAIN FINISHES

FINITURE MATERICHE
TEXTURED FINISHES

STRUTTURA
STRUCTURE



LETTI BEDS

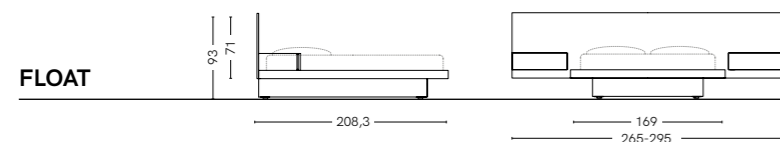
LETTI IMBOTTITI REALIZZATI IN UNA VASTA GAMMA DI TESSUTI O IN ECOPELLE IN DIVERSI COLORI, LETTI CON TESTATE SAGOMATE IN NOBILITATO, CON CONTENIMENTO, PANNELLI BOISERIE CON LA POSSIBILITÀ DI AGGANCIO DI ACCESSORI E LAMPADE LED. PADDED BEDS AVAILABLE IN A VAST RANGE OF FABRICS OR IN DIFFERENT-COLOURED ECO-LEATHERS; BEDS WITH SHAPED HEADBOARDS IN MELAMINE-FACED CHIPBOARD AND WITH STORAGE; WALL PANELLING DESIGNED TO ACCOMMODATE ACCESSORIES AND LED LIGHTS.





FLOAT

Giroletto superiore H.9 cm ring 90°, giroletto inferiore H.22 cm con box contenitore, pannello testata sospeso H. 71 cm in melaminico. Nell'immagine letto Float noce, comodini sospesi Gap bianco talco. Upper bed frame H.9 with 90° joints, lower bed frame H.22 cm with storage, wall-hung headboard panel H.71 cm in melamine. Shown: walnut Float bed and wall-hung Gap bedside tables in talc white.



FLOAT

PANNELLI TESTATE
HEADBOARD PANELS

Pannelli sp. 1,8 cm sospesi o a terra disponibili in diverse varianti e misure, singoli o doppi con distanziale oppure abbinabili a testate imbottite sp.4 cm, con accessori da aggancio e lampade Led opzionali, combinabili con tutti i giroletti. 1.8 cm wall-hung or floor-level panels available in various versions and sizes, single or double, with a spacer or combined with 4 cm thick padded headboards. Available with optional hanging accessories and led lights, the panels can be used with all our bed frames.



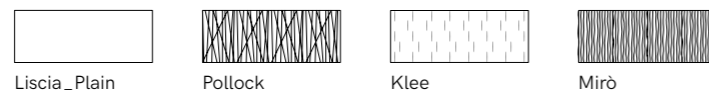


PANNELLI TESTATE
HEADBOARD PANELS

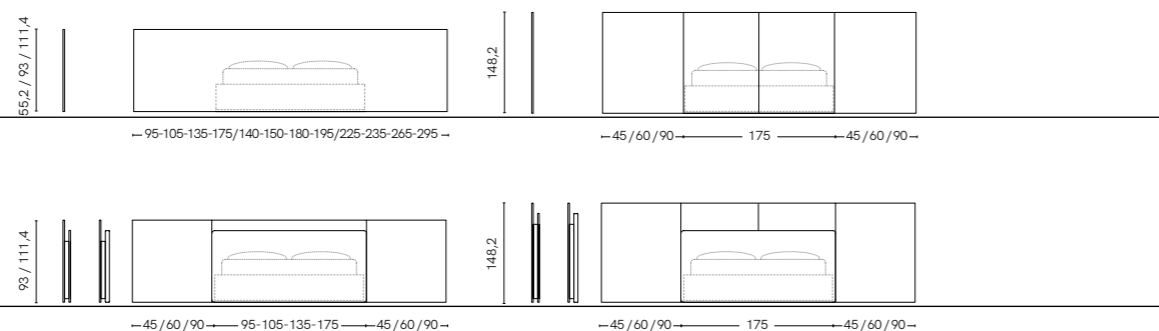
Nell'immagine letto con testata imbottita a terra tessuto Creta C8N, 1 pannello centrale L.175 cm con distanziale e 2 pannelli laterali L.60 cm H.111,4 cm lignum dark con illuminazione, giroletto H.29 cm ring 90° ardesia con box contenitore, comodino sospeso Gap L.45 cm lignum dark e tavolino Tac ardesia.
Shown: bed with a padded, floor-level headboard upholstered in Creta C8N fabric; 1 central panel W.175 cm with spacer and 2 side panels W.60 cm H.11.4 cm, all in lignum dark with lighting. Slate bed frame H.29 cm with 90° joints and storage base, lignum dark Gap wall-hung bedside table W.45 cm. Slate Tac side table.



TESTATA IMBOTTITA
PADDED HEADBOARD



PANNELLI TESTATE
HEADBOARD PANELS






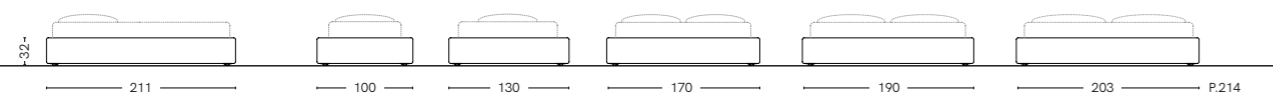
GIROLETTO IMBOTTITO
PADDED BED FRAME

Giroletto imbottito H.32 cm con box contenitore opzionale. Nell'immagine giroletto imbottito tessuto Creta C41, testata con 1 pannello centrale L.175 cm e 2 pannelli laterali L.60 cm H.111,4 cm ardesia con illuminazione, comodino pensile Frame L.45 cm ardesia.

Padded bed frame H.32 cm with optional storage. Shown: padded bed frame upholstered in Creta C41 fabric, slate headboard panelling with 1 central panel W.175 cm and 2 side panels W.60 cm H.111.4 cm with lighting. Frame wall-hung bedside table W.45 in slate.



**GIROLETTO
IMBOTTITO
PADDED
BED FRAME**



BLUNT

Letto imbottito con testata e giroletto H.12 cm con unione a 45°, gambe in metallo Raked, Topper o Ruler. Nell'immagine letto Blunt in tessuto Creta C53, gamba Ruler in metallo brunito. Comodino Frame L.90 cm mattone e comodino Lucky L.60 cm noce.

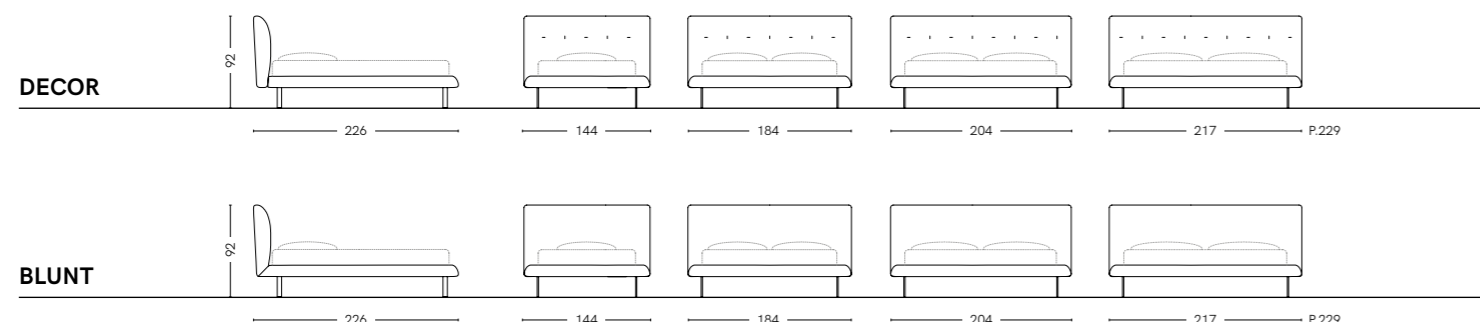
Padded bed with headboard and bed frame H.12 cm joined at 45°. Raked, Topper or Ruler legs in metal. Shown: Blunt bed upholstered in Creta C53 fabric. Ruler legs in burnished metal. Frame bedside table W.90 cm in brick and Lucky W.60 cm bedside table in walnut.





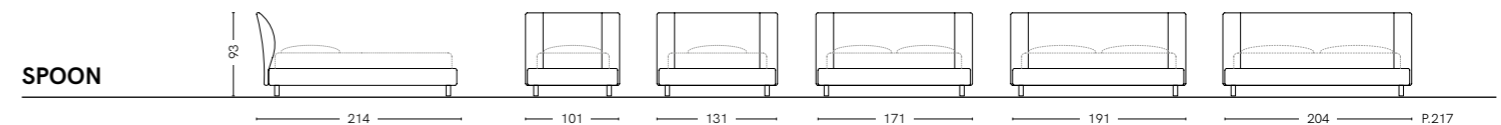
DECOR | BLUNT

Letto imbottito Decor testata con decoro, giroletto H.12 cm, gambe in metallo Raked, Topper o Ruler. Nell'immagine a destra letto Decor in tessuto Creta C53, gamba Ruler in metallo brunito e comodino Lucky L.60 cm noce. Nel dettaglio letto Blunt. Decor padded bed with embellished headboard and bed frame H.12 cm. Raked, Topper or Ruler legs in metal. In the image to the right: Decor bed upholstered in Creta C53 fabric with burnished metal Ruler legs. Lucky W.60 cm bedside table in walnut. Blunt bed in the detail.



SPOON

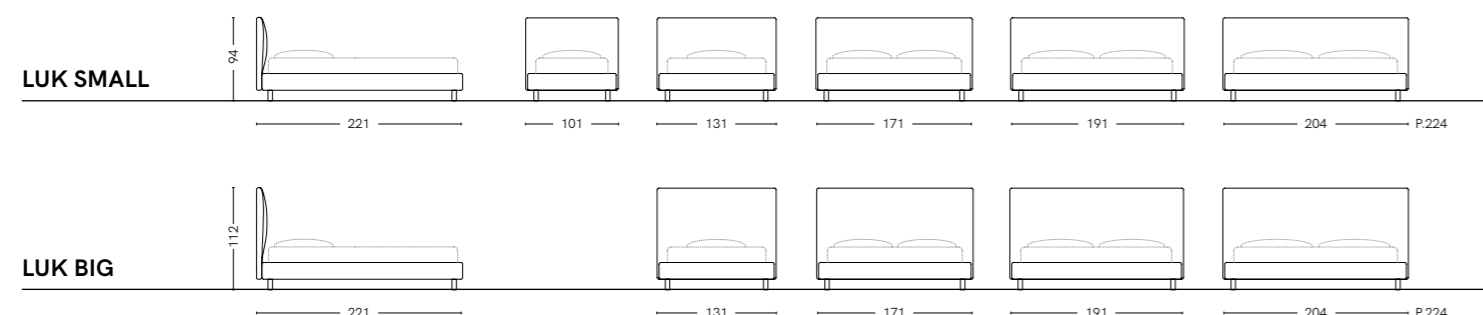
Letto imbottito con testata dalla forma sinuosa e giroletto H.19 cm, gambe in metallo Topper, Raked o Ruler. Nell'immagine letto Spoon L.120 cm in tessuto Creta C85, gamba Topper in metallo brunito, tavolino Tac ardesia e settimanale Set L.45 cm ardesia. Padded bed with a convex-shaped headboard; bed frame H.19 cm. Raked, Topper or Ruler legs in metal. Shown: Spoon bed W.120 cm upholstered in Creta C85 fabric with Topper legs in burnished metal. Tac side table and Set narrow drawer chest W.45 in slate.





LUK SMALL | LUK BIG

Letto imbottito con testata in due altezze, giroletto H.19 cm e gambe in metallo Topper, Raked o Ruler. Nell'immagine letto Luk Small in tessuto Funny S51, gamba Topper in metallo brunito, comodini Raster L.60 cm lignum dark. Padded bed with headboard available in two heights, bed frame H.19 cm and Raked, Topper or Ruler legs in metal. Shown: Luk Small bed upholstered in Funny S51 fabric, Topper legs in burnished metal, Raster bedside tables W.60 cm in lignum dark.

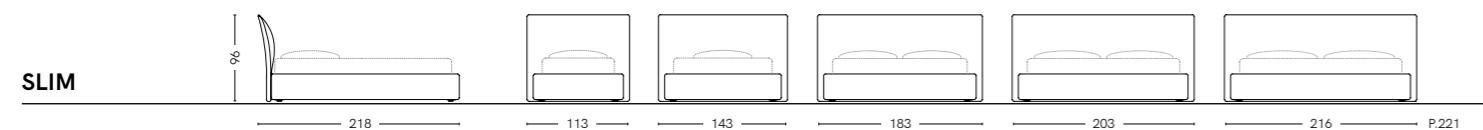





SLIM

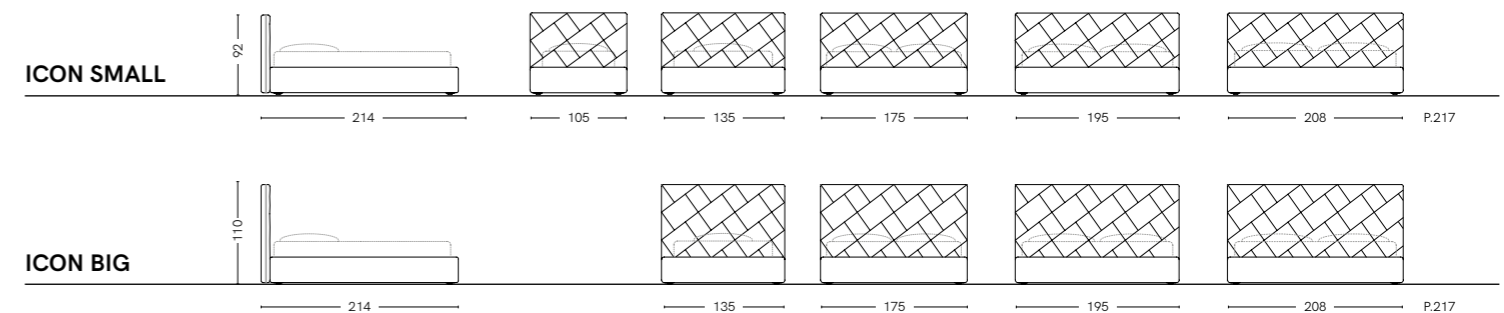
Letto imbottito con testata dalla leggera curvatura e giroletto H.32 cm. Nell'immagine letto imbottito Slim, tessuto Creta C8N, comodini Trend L.77,4 cm olmo sand.

Padded bed with a slightly curved headboard and a bed frame H.32 cm. Shown: padded Slim bed upholstered in Creta C8N fabric. Sand elm Trend bedside tables W.77.4 cm.



ICON SMALL | ICON BIG

Letto imbottito con testata caratterizzata da un particolare disegno, disponibile in due altezze, giroletto H.32 cm. Nell'immagine letto imbottito Icon Small in tessuto Creta C74, tavolino Tac selce, comodino Grip L.45 cm e comò Grip L.150 cm noce con top vetro lucido e profilo selce. Padded bed featuring an original design, available in two heights; bed frame H.32 cm. Shown: padded Icon Small bed upholstered in Creta C74 fabric, flint Tac side table, Grip bedside table W.45 cm and Grip chest of drawers W.150 cm in walnut with glossy glass top and flint profile.





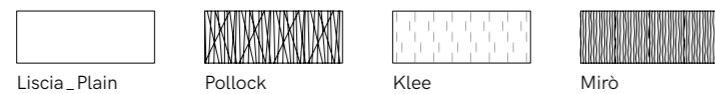
BENT

Testata curva sp.2,2 cm pannello sagomato in nobilitato, combinabile con tutti i giroletti, copertura per testata in tessuto trapuntato opzionale. Nell'immagine letto Bent testata ottanio con cuffia Klee tessuto Creta C3F, giroletto H.29 cm ring a 90° con zoccolo ottanio, comodino e settimanale Lucky L.60 cm arena.

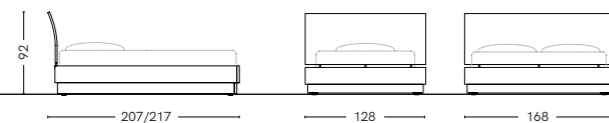
2.2 cm thick curved headboard panel in melamine-faced chipboard. Can be used with all our bed frames. Optional quilted fabric headboard cover. Shown: Bent bed with octane headboard and Klee slipcover in Creta C3F fabric. Bed frame H.29 cm with 90° joints and octane plinth. Lucky bedside table and narrow drawer chest W.60 cm in arena.



**CUFFIE
SLIPCOVERS**



BENT



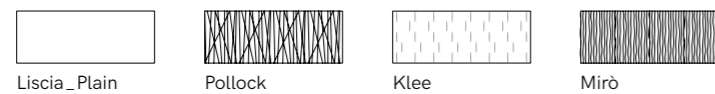


FOLD

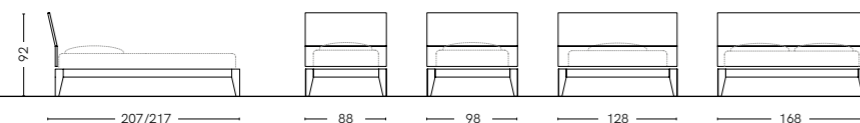
Testata inclinata sp.2,2 cm con angoli raggati con due pannelli in nobilitato, combinabile con tutti i giroletti, copertura per testata in tessuto trapuntato opzionale. Nel dettaglio letto Fold testata arena con cuffia Mirò tessuto Creta C33, giroletto H.9 cm con gambe a 45°.
 2.2 cm thick slanting headboard with radius corners, made of two melamine-faced chipboard panels. Can be used with all our bed frames. Optional headboard cover in quilted fabric. In the detail: arena Fold bed and headboard featuring a Mirò slipcover in Creta C33 fabric. Bed frame H.9 cm with legs featuring 45° joints.



**CUFFIE
SLIPCOVERS**



FOLD



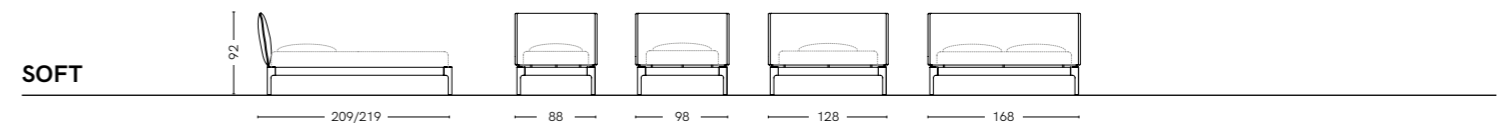
FOLD

Nell'immagine letto Fold testata arena, giroletto H.9 cm con gambe a 45°, comodino Speed L.90 cm e comò Speed L.120 cm ottanio. Shown: arena Fold bed and headboard, bed frame H.9 cm with legs featuring 45° joints. Speed bedside table W.90 cm and Speed chest of drawers W.120 in octane.



SOFT

Testata imbottita sp.7 cm rivestita in tessuto o ecopelle sfoderabile, combinabile con tutti i giroletti. Nell'immagine letto Soft con testata imbottita tessuto Creta C85, giroletto H.9 cm e gambe R30 ardesia, tavolino Tac ardesia.
Padded headboard, 7 cm thick, upholstered in removable fabric or eco-leather. Can be fitted on all our bed frames. Shown: Soft bed with padded headboard upholstered in Creta C85 fabric. Slate bed frame H.9 cm and slate R30 legs. Slate Tac side table.

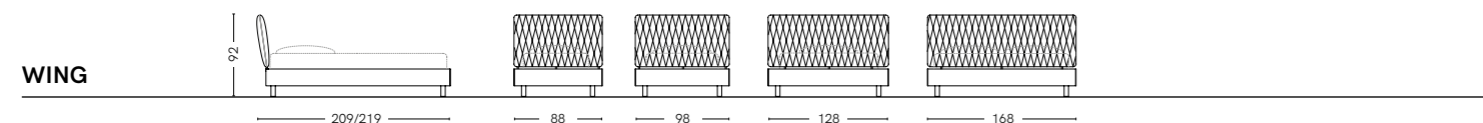





WING

Testata imbottita sp.7 cm rivestita in tessuto o ecopelle sfoderabile, combinabile con tutti i giroletti. Nell'immagine letto Wing con testata imbottita tessuto Creta C8N, giroletto H.19 cm ring 45° noce e gambe Topper brunito, tavolino Tac pomice e comodino Trend L.92,4 cm blu con top in vetro blu.

Padded headboard, 7 cm thick, upholstered in removable fabric or eco-leather. Can be fitted on all our bed frames. Shown: Wing bed with padded headboard upholstered in Creta C8N fabric, featuring walnut bed frame H.19 with 45° joints and burnished Topper legs. Tac side table in pumice and Trend bedside table W.92.4 cm in blue with blue glass top.



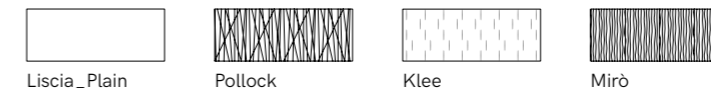
WING



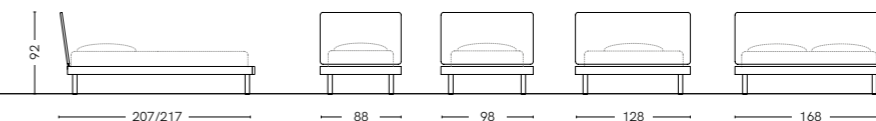
TABLET

Testata sp.2,2 cm pannello sagomato in nobilitato, combinabile con tutti i giroletti, copertura per testata in tessuto trapuntato opzionale. Nell'immagine letto Tablet L.120 cm testata pomice con cuffia Pollock tessuto Bloom B04, giroletto H.9 cm ring a 90° lignum dark, gamba Topper pomice, comodino Simply L.60 cm pomice e lignum dark. 2.2 cm thick shaped headboard panel in melamine-faced chipboard. Can be fitted on all our bed frames. Optional headboard cover in quilted fabric. Shown: Tablet bed W.120 cm with pumice headboard and Pollock slipcover in Bloom B04 fabric. Lignum dark bed frame H.9 cm with 90° joints and pumice Topper legs. Simply W.60 cm bedside table in pumice and lignum dark.

**CUFFIE
SLIPCOVERS**



TABLET



GIROLETTI BED FRAMES



H.9 CM GAMBE LEGS TOPPER



RING 90°

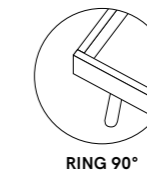
Giroletto H.9 cm pannello in MDF rivestito sp.2,8 cm, unione tra longone e pediera a 90°, finiture: bianco talco, pomice, cashmere, arena, selce, ottanio, ardesia, mattone, blu, olmo ash, olmo sand, noce, lignum dark. Gambe Topper Ø5 cm finitura bianco talco, pomice, cashmere, arena, selce, ottanio, ardesia, mattone, blu o brunito.

Bed frame H.9 consisting of a 2.8 cm thick, faced MDF panel with 90° joints between the sides and footboard. Finishes available in: talc white, pumice, cashmere, arena, flint, octane, slate, brick, blue, ash elm, sand elm, walnut, lignum dark. Topper legs Ø5 cm available in the following finishes: talc white, pumice, cashmere, arena, flint, octane, slate, brick, blue or burnished.

FINITURE LISCE
PLAIN FINISHES
FINITURE MATERICHE
TEXTURED FINISHES
FINITURE GAMBE
LEG FINISHES



H.9 CM GAMBE LEGS RAKED



RING 90°

Giroletto H.9 cm pannello in MDF rivestito sp.2,8 cm, unione tra longone e pediera a 90°, finiture: bianco talco, pomice, cashmere, arena, selce, ottanio, ardesia, mattone, blu, olmo ash, olmo sand, noce, lignum dark. Gambe Raked 6,2x3 cm finitura bianco talco, pomice, cashmere, arena, selce, ottanio, ardesia, mattone, blu o brunito.

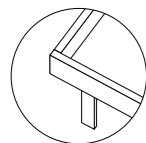
Bed frame H.9 consisting of a 2.8 cm thick, faced MDF panel with 90° joints between the sides and footboard. Finishes available in: talc white, pumice, cashmere, arena, flint, octane, slate, brick, blue, ash elm, sand elm, walnut, lignum dark. Raked legs measuring 6.2x3 cm available in the following finishes: talc white, pumice, cashmere, arena, flint, octane, slate, brick, blue or burnished.

FINITURE LISCE
PLAIN FINISHES
FINITURE MATERICHE
TEXTURED FINISHES
FINITURE GAMBE
LEG FINISHES



H.9 CM

GAMBE LEGS RULER



RING 90°

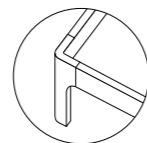
Giroletto H.9 cm pannello in MDF rivestito sp.2,8 cm, unione tra longone e pediera a 90°, finiture: bianco talco, pomice, cashmere, arena, selce, ottanio, ardesia, mattone, blu, olmo ash, olmo sand, noce, lignum dark. Gambe Ruler 5x1,5 cm finitura bianco talco, pomice, cashmere, arena, selce, ottanio, ardesia, mattone, blu o brunito.

Bed frame H.9 consisting of a 2.8 cm thick faced, MDF panel with 90° joints between the sides and footboard. Finishes available in: talc white, pumice, cashmere, arena, flint, octane, slate, brick, blue, ash elm, sand elm, walnut, lignum dark. Ruler legs measuring 5x1.5 cm, available in the following finishes: talc white, pumice, cashmere, arena, flint, octane, slate, brick, blue or burnished.



H.9 CM

GAMBE LEGS R.30



GAMBE R.30
R.30 LEGS

Giroletto H.9 cm pannello in MDF rivestito sp.2,8 cm, unione tra longone e pediera con gambe R.30, finiture: bianco talco, pomice, cashmere, arena, selce, ottanio, ardesia, mattone, blu.

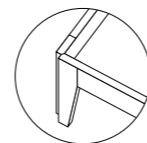
Bed frame H.9 consisting of a 2.8 cm thick, faced MDF panel; the sides and footboard are joined by means of R.30 legs. Finishes available in: talc white, pumice, cashmere, arena, flint, octane, slate, brick or blue.



FINITURE LISCE
PLAIN FINISHES

H.9 CM

GAMBE LEGS 45°



GAMBE 45°
45° LEGS

Giroletto H.9 cm pannello in MDF rivestito sp.2,8 cm, unione tra longone e pediera con gambe 45°, finiture: bianco talco, pomice, cashmere, arena, selce, ottanio, ardesia, mattone, blu.

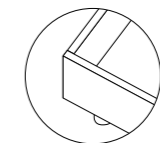
Bed frame H.9 consisting of a 2.8 cm thick, faced MDF panel with 45° joints between the sides and footboard with legs. Finishes available in: talc white, pumice, cashmere, arena, flint, octane, slate, brick or blue.



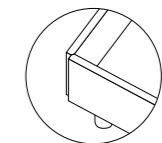
FINITURE LISCE
PLAIN FINISHES

H.19 CM

GAMBE LEGS TOPPER



RING 90°



RING 45°

Giroletto H.19 cm pannello in nobilitato sp.2,8 cm, unione tra longone e pediera a 90° oppure a 45°, finiture: bianco talco, pomice, cashmere, arena, selce, ottanio, ardesia, mattone, blu, olmo ash, olmo sand, noce, lignum dark. Gambe Topper Ø5 cm finitura bianco talco, pomice, cashmere, arena, selce, ottanio, ardesia, mattone, blu o brunito.

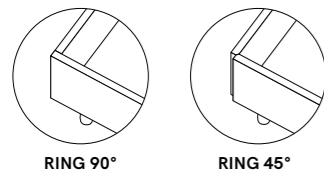
Bed frame H.19 consisting of a 2.8 cm thick melamine-faced panel with 90° or 45° joints between the sides and footboard. Finishes available in: talc white, pumice, cashmere, arena, flint, octane, slate, brick, blue, ash elm, sand elm, walnut, lignum dark. Topper legs Ø5 cm available in the following finishes: talc white, pumice, cashmere, arena, flint, octane, slate, brick, blue or burnished.



FINITURE LISCE
PLAIN FINISHES
FINITURE MATERICHE
TEXTURED FINISHES
FINITURE GAMBE
LEG FINISHES

H.19 CM

GAMBE LEGS RAKED



RING 90°

RING 45°

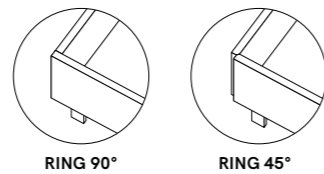
Giroletto H.19 cm pannello in nobilitato sp.2,8 cm, unione tra longone e pediera a 90° oppure a 45°, finiture: bianco talco, pomice, cashmere, arena, selce, ottanio, ardesia, mattone, blu, olmo ash, olmo sand, noce, lignum dark. Gambe Raked 6,2x3 cm finitura bianco talco, pomice, cashmere, arena, selce, ottanio, ardesia, mattone, blu o brunito.

Bed frame H.19 consisting of a 2.8 cm thick melamine-faced panel with 90° or 45° joints between the sides and footboard. Finishes available in: talc white, pumice, cashmere, arena, flint, octane, slate, brick, blue, ash elm, sand elm, walnut, lignum dark. Raked legs measuring 6.2x3 cm, available in the following finishes: talc white, pumice, cashmere, arena, flint, octane, slate, brick, blue or burnished.



H.19 CM

GAMBE LEGS RULER



RING 90°

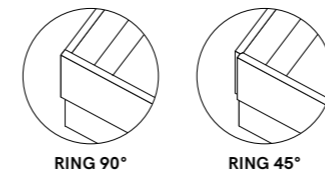
RING 45°

Giroletto H.19 cm pannello in nobilitato sp.2,8 cm, unione tra longone e pediera a 90° oppure a 45°, finiture: bianco talco, pomice, cashmere, arena, selce, ottanio, ardesia, mattone, blu, olmo ash, olmo sand, noce, lignum dark. Gambe Ruler 5x1,5 cm finitura bianco talco, pomice, cashmere, arena, selce, ottanio, ardesia, mattone, blu o brunito.

Bed frame H.19 consisting of a 2.8 cm thick melamine-faced panel with 90° or 45° joints between the sides and footboard. Finishes available in: talc white, pumice, cashmere, arena, flint, octane, slate, brick, blue, ash elm, sand elm, walnut, lignum dark. Ruler legs measuring 5x1.5 cm, available in the following finishes: talc white, pumice, cashmere, arena, flint, octane, slate, brick, blue or burnished.



H.29 CM




RING 90°

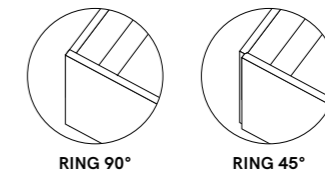
RING 45°

Giroletto H.29 cm pannello in nobilitato sp.2,8 cm, unione tra longone e pediera a 90° oppure a 45°, finiture: bianco talco, pomice, cashmere, arena, selce, ottanio, ardesia, mattone, blu, olmo ash, olmo sand, noce, lignum dark. Box contenitore opzionale.

Bed frame H.29 consisting of a 2.8 cm thick melamine-faced panel with 90° or 45° joints between the sides and footboard. Finishes available in: talc white, pumice, cashmere, arena, flint, octane, slate, brick, blue, ash elm, sand elm, walnut, lignum dark. Optional storage base.



H.29 CM



RING 90°

RING 45°

Giroletto H.29 cm pannello in nobilitato sp.2,8 cm, unione tra longone e pediera a 90° oppure a 45°, finiture: bianco talco, pomice, cashmere, arena, selce, ottanio, ardesia, mattone, blu, olmo ash, olmo sand, noce, lignum dark. Box contenitore opzionale.

Bed frame H.29 consisting of a 2.8 cm thick melamine-faced panel with 90° or 45° joints between the sides and footboard. Finishes available in: talc white, pumice, cashmere, arena, flint, octane, slate, brick, blue, ash elm, sand elm, walnut, lignum dark. Optional storage base.



COMPLEMENTI COMPLEMENTARY FURNITURE

LA COLLEZIONE DI COMPLEMENTI
INCLUDE COMODINI, COMÒ,
SETTIMANALI E PICCOLI TAVOLI
CHE COMPLETANO L'ARREDAMENTO
DELLA ZONA NOTTE, OGNI PEZZO
È REALIZZATO IN TUTTE LE FINITURE.

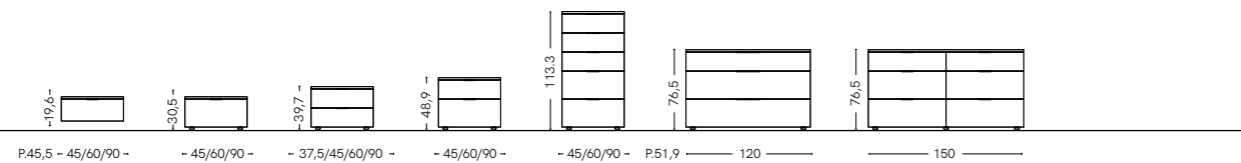
OUR COLLECTION OF COMPLEMENTARY
FURNITURE INCLUDES BEDSIDE TABLES,
CHESTS OF DRAWERS, NARROW DRAWER
CHESTS AND SIDE TABLES THAT COMPLETE
THE BEDROOM'S FURNITURE. EACH PIECE
IS AVAILABLE IN ALL OUR FINISHES.

SPEED

Complementi Speed: comodini H.30,5 cm L.45 cm e L.90 cm ottanio, comodino H.48,9 cm L.60 cm noce, comò L.120 cm ardesia, settimanale L.95 cm noce. Speed complementary furniture: octane bedside tables H.30.5 cm W.45 cm and W.90 cm, walnut bedside tables H.48.9 cm W.60 cm, slate chest of drawers W.120 cm, walnut narrow drawer chest W.95 cm.



SPEED



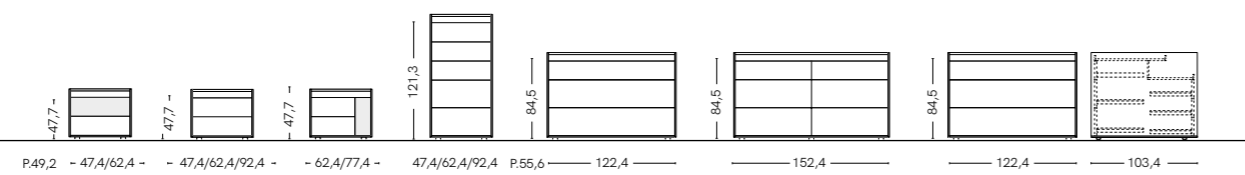


TREND

Complementi Trend: comodino H.47,7 cm L.62,4 cm arena top vetro arena opaco, comodino H.47,7 cm L.77,4 cm pomice top vetro pomice opaco, comò L.122,4 cm arena e pomice top vetro pomice opaco, settimanale L.92,4 cm ottanio top vetro ottanio opaco. Trend complementary furniture: arena bedside table H.47.7 cm W.62.4 cm with a matt arena glass top, pumice bedside table H.47.7 cm W.77.4 cm with matt pumice glass top, arena and pumice chest of drawers W.122.4 cm with matt pumice glass top, octane narrow drawer chest W.92.4 cm with matt octane glass top.



TREND





TREND

Isola comò L. 122,4 cm ottanio
top vetro lucido brunito.
Octane, double-sided
chest of drawers W.122.4 cm
with glossy burnished glass top.

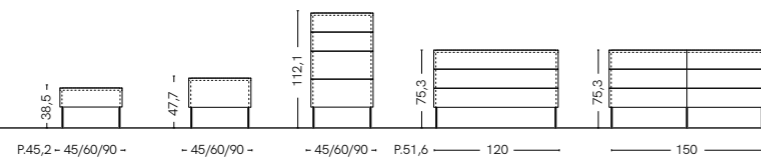


LUCKY

Complementi Lucky: comodino H.38,5 cm L.90 cm ardesia gambe brunito, comodino H.47,7 cm L.60 cm bianco talco gambe bianche, comò L.150 cm olmo ash gambe bianche, settimanali L.45 cm blu gambe bianche.

Lucky complementary furniture: slate bedside table H.38.5 cm W.90 cm with burnished legs, talc white bedside table H.47.7 cm W.60 cm with white legs, ash elm chest of drawers W.150 cm with white legs, blue narrow drawer chests W.45 cm with burnished legs.

LUCKY



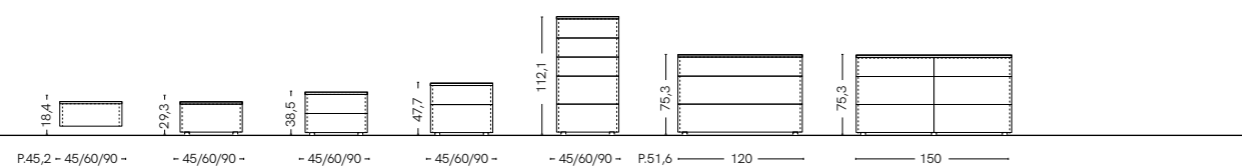


GAP

Complementi Gap comodino H.29,3 cm L.60 cm selce, comodino H.47,7 cm L.90 cm cashmere, comò L.120 cm cashmere, settimanale L.60 cm olmo sand.
 Gap complementary furniture: flint bedside table H.29.3 cm W.60 cm, cashmere bedside table H.47.7 cm W.90 cm, cashmere chest of drawers W.120 cm, sand elm narrow drawer chest W.60 cm.



GAP

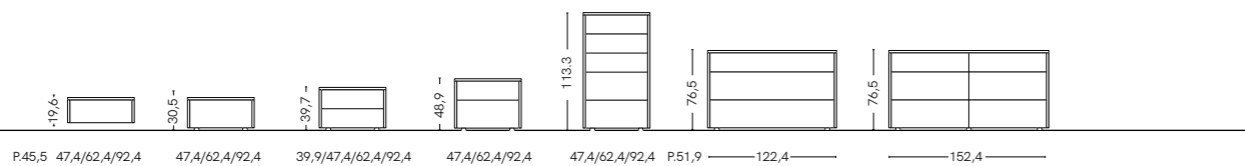


FRAME

Complementi Frame comodini H.30,5 cm
L.47,4 cm e H.48,9 cm L.47,4 cm bianco talco,
comodino H.39,7 cm L.92,4 cm ottanio, comò
L.122,4 cm blu, settimanale L.92,4 cm ardesia.
Frame complementary furniture: talc white
bedside tables H.30.5 cm W.47.4 cm and
H.48.9 cm W.47.4 cm, octane bedside table
H.39.7 cm W.92.4 cm, blue chest of drawers
W.122.4 cm, slate narrow drawer chest W.92.4 cm.



FRAME



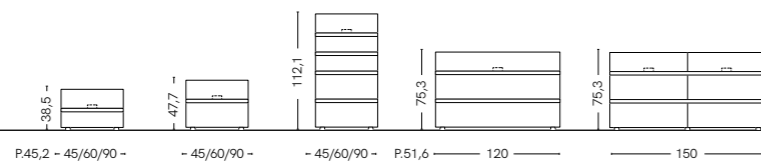


GRIP

Complementi Grip: comodino H.38,5 cm L.90 cm mattone con profili mattone, comodino H.47,7 cm L.45 cm cashmere con profili cashmere e top vetro cashmere, comò L.120 cm selce con profili brunito, settimanale L.45 cm lignum dark con profili brunito.
 Grip complementary furniture: brick bedside table H.38.5 cm W.90 cm with brick profiles, cashmere bedside table H.47.7 cm W.45 cm with cashmere profiles and cashmere glass top, flint chest of drawers W.120 cm with burnished profiles, lignum dark narrow drawer chest W.45 cm with burnished profiles.



GRIP



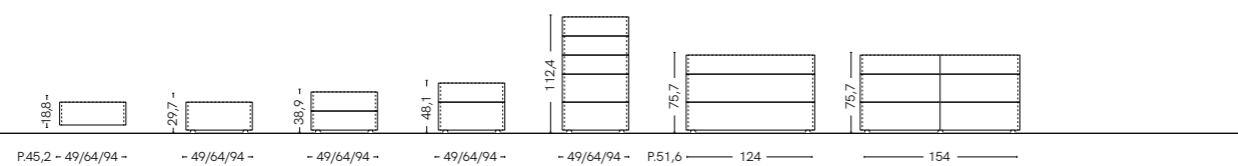


SET

Complementi Set: comodino H.29,7 cm
 L.94 cm lignum dark, comodino H.38,9 cm
 L.49 cm ardesia, comodino H.38,9 cm
 L.64 cm pomice, comò L.124 cm arena,
 settimanale L.64 cm ardesia.
 Set complementary furniture: lignum
 dark bedside table H.29.7 cm W.94 cm,
 slate bedside table H.38.9 cm W.49 cm,
 pumice bedside table H.38.9 cm W.64 cm,
 arena chest of drawers W.124 cm,
 slate narrow drawer chest W.64 cm.



SET

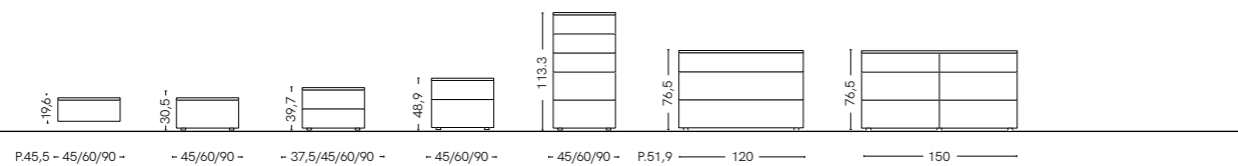


SIMPLY

Complementi Simply: comodini
H.39,7 cm L.60 cm e L.90 cm
mattone e noce, comò L. 120 cm
noce, settimanali L.45 cm pomice.
Simply complementary furniture:
brick and walnut bedside tables
H.39.7 cm W.60 cm and W.90 cm,
walnut chest of drawers W.120 cm,
pumice narrow drawer chests W.45 cm.



SIMPLY



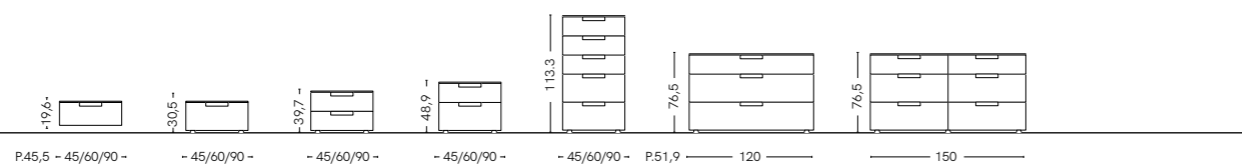


RASTER

Complementi Raster: comodini H.30,5 cm L.60 cm e H.39,7 cm L.45 cm cashmere, comò L.150 cm selce, settimanale L.60 cm olmo ash.
 Raster complementary furniture: cashmere bedside tables H.30.5 cm W.60 and H.39.7 cm W.45 cm, flint chest of drawers W.150 cm, ash elm narrow drawer chest W.60 cm.



RASTER



TIC | TAC

Complementi Tic tavolino H.48,9 cm L.50 cm lignum dark gambe brunito, tavolino H.21,3 cm L.90 cm ardesia gambe brunito; Complementi Tac H.48,9 cm Ø50 cm pomice gambe bianco, blu gambe brunito.

Tic complementary furniture: lignum dark side table H.48.9 cm W.50 cm with burnished legs, slate side table H.21.3 cm W.90 cm with burnished legs. Tac complementary furniture: side tables H.48.9 cm Ø50 cm in pumice with white legs and in blue with burnished legs.




TIC | TAC



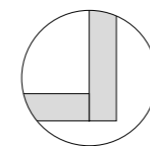
**SISTEMI E
ATTREZZATURE**
SYSTEMS AND
FITTINGS

STORAGE UNITS

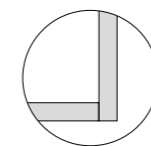


1. Vuotopieno pensili con unione a 45° e ante asimmetriche | Vuotopieno wall units with 45° joints and asymmetric fronts **2. Base** in appoggio anta battente Plana maniglia Roll, fianchi e cappelli sp.18 mm | Elevated base units with Plana hinged doors, Roll handles, 18 mm thick side and top panels **3. Pensili** fianchi e cappelli sp.18 mm anta battente City Glass | Wall units with 18 mm thick side and top panels, City Glass hinged door **4. Base** a terra con vassoio anta ribalta Plana push&pull fianchi e cappelli sp.18 mm | Floor-level base unit with tray, Plana push&pull drop-down door and 18 mm thick sides and top panels. **5. Z45** pensili con unione a 45° anta a ribalta e vasistas Plana push&pull | Z45 wall units with 45° joints and Plana push&pull drop-down and lift-up doors **6. Z45** base sospesa con unione a 45° anta a ribalta Plana push&pull | Z45 wall-hung base unit with 45° joints and Plana push&pull drop-down door **7. Unoedue** pensili con fianchi e cappelli sp.12 mm | Unoedue wall units with 12 mm thick side and top panels **8. Unoedue** base sospesa con fianchi e cappelli sp.12 mm | Unoedue wall-hung base unit with 12 mm thick side and top panels **9. Base** sospesa anta Grip, fianchi e cappelli sp.18 mm | Wall-hung base unit with Grip door, 18 mm thick side and top panels **10. Pensili** fianchi e cappelli sp.18 mm a giorno e con anta battente Gola | Wall units with 18 mm thick side and top panels, one open and one with a Gola hinged door

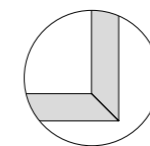
BASI BASE UNITS



SP.18 MM
18 MM THICK

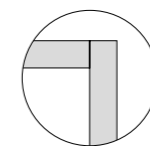


UNOEDUE
BASI SP.12 MM
BASE UNIT WITH
12 MM THICK

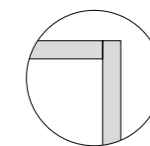


Z45
BASI UNIONE 45°
BASE UNIT WITH 45°
JOINTS

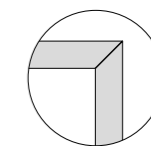
PENSILI WALL UNITS



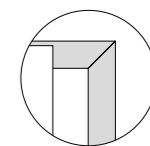
SP.18 MM
18 MM THICK



UNOEDUE
PENSILI SP.12 MM
WALL UNIT WITH
12 MM THICK



Z45
PENSILI UNIONE 45°
WALL UNIT
WITH 45° JOINTS

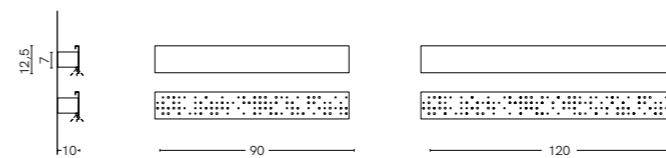


VUOTOPIENO
PENSILI UNIONE 45°
ANTE ASIMMETRICHE
WALL UNITS WITH
45° JOINTS AND
ASYMMETRIC FRONTS

MARKER



Mensola in metallo con attaccaglia a scomparsa per aggancio a muro, disponibile in due misure e nei colori bianco talco e brunito. Possibilità di attrezzare la mensola con accessori d'aggancio e luce a strip led, portata massima 20 kg/m. | Metal shelf with concealed wall fixings, available in two sizes and in a talc white or burnished finish. The shelves can be fitted with hanging accessories and led light strips. Maximum load-bearing capacity: 20 kg/m.



LABYRINTH



Pannelli tessili sp.6 cm in tre differenti misure, small, medium e large, imbottiti e rivestiti in tessuto o ecopelle sfoderabile. Piastra metallica 36x18 sp.0,5 cm e cerniere in metallo finitura brunito | 6 cm thick fabric panels available in three different sizes: small, medium and large. They are padded and upholstered in removable fabrics or eco-leathers. 0.5 cm thick metal plate measuring 36x18 cm with burnished finish metal hinges.

FREESPACE



1. terminale sospeso | wall-hung end unit **2.** modulo sospeso | wall-hung module **3.** modulo in appoggio | sit-on module **4.** modulo a terra | floor-level module
5. nicchia monofacciale | single-sided niche **6.** modulo tv a terra con vano a giorno | floor-level TV module with open compartment **7.** elementi divisori e a C monofacciali | dividers and single-sided C-shaped elements **8.** scala in metallo | metal ladder **9.** modulo letto a ribalta con divano | wall bed module with sofa
10. angolo aperto | open corner unit **11.** nicchia ad angolo | corner niche **12.** tramezza sp.28 mm | 28 mm thick partition **13.** modulo angolo bifacciale | double-sided corner module **14.** modulo a terra bifacciale | double-sided floor-level module **15.** ponte bifacciale | double-sided overhead unit **16.** nicchia bifacciale | double-sided open niche

FREESPACE

BARRA SOTTOPONTE OVERHEAD UNIT BAR

Due barre in metallo sciolte da un pannello di chiusura H.7,9 cm disponibile in tutte le finiture | Two metal bars enclosed in a 7.9 cm high panel available in all our finishes



SCALA LADDER

Scala in metallo brunito con sistema di scorrimento su binario fissato ai fianchi | Ladder in burnished metal with sliding track fixed to the side panels

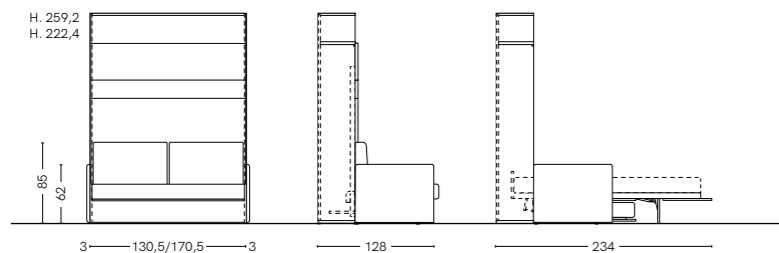


FREESPACE

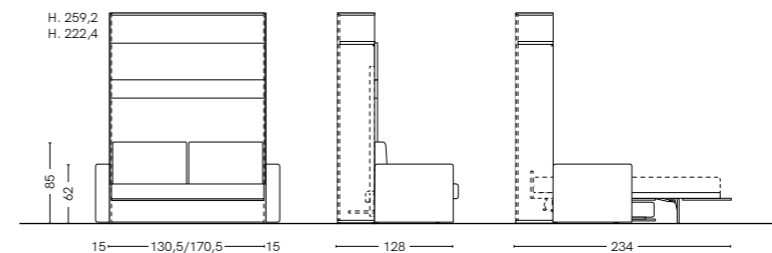
MODULO LETTO A RIBALTA CON DIVANO FOLD-AWAY BED MODULE WITH SOFA



Modulo letto a ribalta con divano bracciolo sp.3 cm disponibile in due misure: L.130,5 (rete L.120x200) e L.170,5 (rete L.160x200) e in due altezze 222,4 o 259,2; ai lati elementi a giorno | Fold-away bed module with sofa featuring 3 cm wide armrests, available in two sizes: W.130.5 (bed base W.120x200) and W.170.5 (bed base W.160x200) and in two heights 222.4 or 259.2. Flanked by open units.



Modulo letto a ribalta con divano bracciolo sp.15 cm disponibile in due misure: L.130,5 (rete L.120x200) e L.170,5 (rete L.160x200) e in due altezze 222,4 o 259,2; ai lati elementi a giorno | Fold-away bed module with sofa featuring 15 cm wide armrests, available in two sizes: W.130.5 (bed base W.120x200) and W.170.5 (bed base W.160x200) and in two heights 222.4 or 259.2. Flanked by open units.



MODULOR



1. mensola in metallo | metal shelf 2. scrittoio P.45,5 | desk D.45,5 3. contenitore anta battente City Glass | unit with City Glass hinged door 4. contenitore anta battente Plana push&pull | unit with Plana push&pull hinged door 5. contenitore anta a ribalta Plana push&pull | unit with Plana push&pull drop-down door 6. contenitore anta battente Gola | unit with Gola hinged door 7. cassetti Grip | Grip drawers 8. contenitore anta a ribalta City Glass | unit with City Glass drop-down door

WINDY



1. pannello imbottito Siparium | Siparium padded panel 2. contenitori anta ribalta Plana con ante di finitura retro | unit with Plana drop-down doors and rear finishing panels 3. contenitore anta vasistas Plana | unit with Plana lift-up door 4. pannello porta TV | TV panel 5. cassetti Grip | Grip drawers 6. scrittoio | desk 7. elemento a giorno | open unit 8. vassoio Trai 45 frontalino in melaminico | Trai 45 tray with melamine front 9. contenitore anta battente Gola | unit with Gola hinged doors 10. ripiano Trai 45 | Trai 45 shelf 11. contenitore anta vasistas City Glass | unit with City Glass lift-up door 12. vassoio Trai 45 frontalino in vetro | Trai 45 tray with glass front 13. contenitore anta battente City Glass | unit with City Glass hinged door 14. vassoio e portapantaloni Trai 45 frontalino in melaminico | Trai 45 tray and trouser rack in melamine 15. servetto | clothes-lift 16. portacamicie | shirt shelves 17. mensola portascarpe | shoe shelf

FLEXY EASY



1. portacamicie | shirt shelves **2.** mensola portascarpe | shoe shelf **3.** vassoio Trai 45 frontalino in melaminico | Trai 45 tray with melamine front
4. contenitore anta battente Gola | unit with Gola hinged doors **5.** vassoio Trai 45 frontalino in vetro | Trai 45 tray with glass front **6.** cassetti e cassettoni Grip | Grip drawers and deep drawers **7.** vassoio e portapantaloni Trai 45 frontalino in vetro | Trai 45 tray and trouser rack with glass front **8.** ripiano Trai 45 in vetro con appendiabiti | Trai 45 shelf in glass with hanging rail **9.** cassetti Plana maniglia Roll | Plana drawers with Roll handle **10.** mensole P.30 | shelves D.30 **11.** contenitore anta ribalta Plana con boccola passacavi | unit with Plana bottom-hung door and cable grommet **12.** elemento a giorno | open unit **13.** contenitore anta vasistas City Glass | unit with City Glass lift-up door **14.** ripiano Trai 45 in vetro | Trai 45 glass shelf

FLEXY



1. servetto | clothes-lift 2. portacamicie | shirt shelves 3. mensola portascarpe | shoe shelf 4. ripiano Trai 45 con appendiabiti | Trai 45 shelf with hanging rail 5. vassoi Trai 45 frontalino in melaminico | Trai 45 trays with melamine front 6. cassetti anta Plana sospesi e in appoggio | wall-hung and sit-on drawers with Plana fronts 7. contenitore anta vasistas City Glass | unit with City Glass lift-up door 8. ripiani Trai 45 | Trai 45 shelves 9. contenitore anta battente Plana | unit with Plana hinged doors 10. contenitore anta vasistas Plana | unit with Plana lift-up door 11. contenitore anta battente Gola | unit with Gola hinged doors 12. vassoio e portapantaloni Trai 45 frontalino in vetro | Trai 45 tray and trouser rack with glass front 13. mensole con fianchi | shelves with side panels 14. cassetti Grip | Grip drawers

ALTERNA



1. anta ripostiglio | cupboard door 2. modulo elettrodomestici | household appliance module 3. modulo servizio | utility module 4. modulo spogliatoio | dressing room module 5. modulo libreria | bookcase module 6. letto ribalta | wall bed 7. anta asimmetrica | asymmetric door 8. angolo aperto | open corner unit 9. modulo scrittoio | desk module 10. modulo TV | TV module 11. modulo cassetti | drawer module 12. angolo | corner module 13. sopralzo | top unit 14. modulo passaggio | doorway module 15. stagionale | split-door module 16. terminale libreria | end bookcase module

ALTERNA | FREE

INTERNI INTERIORS



STRUTTURA, SCHIENE E ACCESSORI NOCE
WALNUT CARCASE, BACK PANELS AND ACCESSORIES



STRUTTURA, SCHIENE E ACCESSORI SESAMO
SESAME CARCASE, BACK PANELS AND ACCESSORIES



STRUTTURA NOCE, SCHIENE E ACCESSORI SESAMO
WALNUT CARCASE, SESAME BACK PANELS AND ACCESSORIES



STRUTTURA SESAMO, SCHIENE E ACCESSORI NOCE
SESAME CARCASE, WALNUT BACK PANELS AND ACCESSORIES

ALTERNA | FREE

RIPIANI SHELVES



1. ripiano in vetro trasparente | transparent glass shelf 2. ripiano terminale sagomato | rounded end shelf 3. ripiano Trai 45 in vetro con appendiabiti | Trai 45 shelf in glass with hanging rail 4. ripiano estraibile | pull-out shelf 5. ripiano estraibile con appendiabiti Simple | pull-out shelf with Simple hanging rail 6. ripiano portascarpe inclinato | inclined shoe shelf 7. ripiano portascarpe estraibile | pull-out shoe shelf

ALTERNA | FREE


VASSOI ESTRAIBILI E PORTAPANTALONI ESTRAIBILI PULL-OUT TRAYS AND PULL-OUT TROUSER RACK



1. vassoio Square H.10 cm | Square tray H.10 cm 2. vassoio Trai 45 frontalino in vetro H.7 cm | Trai 45 tray with glass front H.7 cm 3. vassoio Trai 45 frontalino in nobilitato H.7 cm | Trai 45 tray with melamine-faced front H.7 cm 4. portapantaloni Square H.5 cm | Square trouser rack H.5 cm 5. portapantaloni e vassoio Trai 45 frontalino in vetro H.7 cm | Trai 45 trouser rack and tray with glass front H.7 cm 6. portapantaloni e vassoio Trai 45 frontalino in nobilitato H.7 cm | Trai 45 trouser rack and tray with melamine-faced front H.7 cm

ALTERNA | FREE

CASSETTIERE DRAWER UNITS



Cassettiere: maniglia integrata nel frontale o maniglia metallo brunito | Drawer units: handle integrated in the front or burnished metal handle
1. cassettiera 2 cassettoni H.55,2 cm | drawer unit with 2 deep drawers H.55.2 cm 2. cassettiera 2 cassettoni + 1 cassetto H.73,6 cm | drawer unit with 2 deep drawers + 1 drawer H.73.6 cm 3. cassettiera 2 cassettoni + 2 cassetti H.92 cm | drawer unit with 2 deep drawers + 2 drawers H.92 cm 4. cassettiera 1 cassetto H.20,3 cm | drawer unit with 1 drawer H.20.3 cm 5. cassettiera 2 cassettoni + 1 cassetto H.73,6 cm | drawer unit with 2 deep drawers + 1 drawer H.73.6 cm 6. cassettiera 2 cassetti H.36,8 cm | drawer unit with 2 drawers H.36.8 cm


ALTERNA | FREE

PORTACAMICIA SHIRT SHELVES



portacamicia a sei vani | shirt shelves with six compartments


APPENDIABITI CLOTHES HANGING RAIL



1. asta appendiabiti Vip | Vip hanging rail 2. asta appendiabiti Simple | Simple hanging rail 3. appendiabiti estraibile | pull-out hanging rail 4. servetto estraibile | pull-out clothes-lift 5. appendigrucce | coat hanger peg 6. portacinture estraibile | pull-out belt rack 7. portapantaloni pieghevole | folding trouser rack 8. portacravatte estraibile | pull-out tie rack

ALTERNA | FREE


COMPONENTI COMPONENTS



1. scrittoio interno | interior desk 2. ripiano per blocchetto push&pull | shelf for push-to-open latch 3. specchio orientabile | adjustable mirror 4. cesto portabiancheria estraibile | pull-out laundry bag 5. asse da stiro a ribalta | foldaway ironing board

ALTERNA | FREE

ILLUMINAZIONE LIGHTING



1. luci led incassate su fianco | led lights recessed into side panel 2. lampada esterna U led | exterior, U led light lamp 3. luce per barra sotto ponte | light for overhead unit bar 4. Illuminazione ad incasso su ripiano in melaminico | recessed lighting on melamine shelf

TECH

**MANIGLIE
PER ANTA E
CASSETTO PLANA**

HANDLES FOR
PLANA DOORS
AND DRAWERS



PUSH&PULL



RING

L.8 H.8 P.2,2



Finiture: bianco talco, pomice, cashmere.
Finishes: talc white, pumice, cashmere.

ELLIPSE

L.6 H.12 P.3,5



Finiture: bianco talco, pomice, cashmere.
Finishes: talc white, pumice, cashmere.

QUADRA

L.7 H.7 P.2,5



Finiture: bianco talco, pomice, cashmere.
Finishes: talc white, pumice, cashmere.

ROLL

Ø1,2 P.3



Finiture: bianco talco, brunito.
Finishes: talc white, burnished.

* **finitura carbone non disponibile su armadi**
the charcoal finish is not available for wardrobes

LALASS

L.0,5 H.15 P.2



Finiture: bianco talco, 0 chimico, brunito.
Finishes: talc white, 0 finish aluminium, burnished.

PLAN

L.1 H.13,8 P.2



Finiture: bianco talco, 0 chimico, brunito.
Finishes: talc white, 0 finish aluminium, burnished.

INCLINA

L.3,9 H.19,2 P.2,2



Finiture: bianco talco, pomice, cashmere.
Finishes: talc white, pumice, cashmere.

TIPO L

L.1 H.13,8 P.4



Finiture: bianco talco, 0 chimico, brunito.
Finishes: talc white, 0 finish aluminium, burnished.

BRIDGE

L.1,5 H.23,9 P.3,7



Finiture: bianco talco, 0 chimico, brunito.
Finishes: talc white, 0 finish aluminium, burnished.

RULER

L.1,5 H.24 P.2



Finiture: bianco talco, pomice, cashmere, arena, selce, ottanio, ardesia, carbone*, mattone, blu, olmo ash, olmo sand, noce, lignum dark.
Finishes: talc white, pumice, cashmere, arena, flint, octane, slate, charcoal*, brick, blue, ash elm, sand elm, walnut, lignum dark.

PLAN

L.1 H.23,4 P.2



Finiture: bianco talco, 0 chimico, brunito.
Finishes: talc white, 0 finish aluminium, burnished.

VIRGOLA

L.3,1 H.19,2 P.3



Finiture: bianco talco, pomice, cashmere, arena, selce, ottanio, ardesia, carbone*, mattone, blu, olmo ash, olmo sand, noce, lignum dark.
Finishes: talc white, pumice, cashmere, arena, flint, octane, slate, charcoal*, brick, blue, ash elm, sand elm, walnut, lignum dark.

TIPO L

L.1 H.23,4 P.4



Finiture: bianco talco, 0 chimico, brunito.
Finishes: talc white, 0 finish aluminium, burnished.

BENCH

L.1,6 H.30,4 P.3,4



Finiture: bianco talco, pomice, cashmere, arena, selce, ottanio, ardesia, carbone*, mattone, blu, olmo ash, olmo sand, noce, lignum dark.
Finishes: talc white, pumice, cashmere, arena, flint, octane, slate, charcoal*, brick, blue, ash elm, sand elm, walnut, lignum dark.

* finitura carbone non disponibile su armadi
the charcoal finish is not available for wardrobes

RULER L.1,5 H.100,8 P.2



Finiture: bianco talco, pomice, cashmere, arena, selce, ottanio, ardesia, carbone*, mattone, blu, olmo ash, olmo sand, noce, lignum dark.
 Finishes: talc white, pumice, cashmere, arena, flint, octane, slate, charcoal*, brick, blue, ash elm, sand elm, walnut, lignum dark.

VIRGOLA L.3,1 H.105,6 P.3



Finiture: bianco talco, pomice, cashmere, arena, selce, ottanio, ardesia, carbone*, mattone, blu, olmo ash, olmo sand, noce, lignum dark.
 Finishes: talc white, pumice, cashmere, arena, flint, octane, slate, charcoal*, brick, blue, ash elm, sand elm, walnut, lignum dark.

INCLINA L.3,9 H.105,6 P.2,2



Finiture: bianco talco, pomice, cashmere.
 Finishes: talc white, pumice, cashmere.

BRIDGE L.1,5 H.100,7 P.3,7



Finiture: bianco talco, 0 chimico, brunito.
 Finishes: talc white, 0 finish aluminium, burnished.

OGIVA L.0,7 H.105,6 P.2,8



Finiture: bianco talco, 0 chimico, brunito.
 Finishes: talc white, 0 finish aluminium, burnished.

* finitura carbone non disponibile su armadi
 the charcoal finish is not available for wardrobes

**ANTE BATTENTI,
RIBALTA E VASISTAS PER
CONTENITORI E LIBRERIA
A SPALLA PORTANTE**

**HINGED, DROP-DOWN
AND LIFT-UP DOORS FOR
SHELVING SYSTEM UNITS
AND BOOKCASES**



PLANA

**ANTE BATTENTI
HINGED DOORS**



**CASSETTI, ANTE RIBALTA E VASISTAS
DRAWERS, DROP-DOWN AND LIFT-UP DOORS**



Anta battente, ribalta o vasistas per contenitori e libreria a spalla composta da pannello nobilitato in agglomerato di legno sp.2,2 cm. Maniglia a scelta tra Roll, Ring, Quadra, Ellipse, Virgola, Inclina, Plan, Tipo L, Lalass, Bridge, Ruler, Bench, Ogiva o apertura push&pull. Finiture: bianco talco, pomice, cashmere, arena, selce, ottanio, ardesia, carbone, mattone, blu, olmo ash, olmo sand, noce, lignum dark, cretto cashmere, cocò.

Hinged, drop-down or lift-up doors for shelving units and systems composed of 2.2 cm thick, melamine-faced wood composite panels. The handle can be chosen from the Roll, Ring, Quadra, Ellipse, Virgola, Inclina, Plan, Tipo L, Lalass, Bridge, Ruler, Bench and Ogiva models. A push&pull opening system is also available. Finishes: talc white, pumice, cashmere, arena, flint, octane, slate, charcoal, brick, blue, ash elm, sand elm, walnut, lignum dark, cretto cashmere, cocò.

FINITURE LISCE
PLAIN FINISHES

FINITURE MATERICHE
TEXTURED FINISHES



GOLA

ANTE BATTENTI
HINGED DOORS



GRIP

CASSETTI, ANTE RIBALTA E VASISTAS
DRAWERS, DROP-DOWN AND LIFT-UP DOORS



Anta battente, ribalta o vasistas per contenitori e libreria a spalla composta da pannello nobilitato in agglomerato di legno sp.2,2 cm. Finiture: bianco talco, pomice, cashmere, arena, selce, ottanio, ardesia, carbone, mattone, blu, olmo ash, olmo sand, noce, lignum dark, cretto cashmere, cocò. Profilo Gola e profilo Grip finitura bianco talco, pomice, cashmere, arena, selce, ottanio, ardesia, carbone, mattone, blu o brunito.

Hinged, drop-down or lift-up doors for units and shelving systems, composed of 2.2 cm thick, melamine-faced wood composite panels. Finishes: talc white, pumice, cashmere, arena, flint, octane, slate, charcoal, brick, blue, ash elm, sand elm, walnut, lignum dark, cretto cashmere, cocò. The Gola and Grip profiles are available in the following finishes: talc white, pumice, cashmere, arena, flint, octane, slate, charcoal, brick, blue or burnished.

FINITURE LISCE
PLAIN FINISHES


FINITURE MATERICHE
TEXTURED FINISHES

PROFILO GOLA/GRIP
GOLA/GRIP PROFILE



CITY GLASS

ANTE BATTENTI
HINGED DOORS



ANTE RIBALTA E VASISTAS
DROP-DOWN AND LIFT-UP DOORS



Anta battente, ribalta o vasistas per contenitori e libreria a spalla composta da telaio alluminio con maniglia integrata e cerniere portanti in finitura brunito, vetro temperato sp.0,4 cm trasparente, trasparente fumé o riflettente chiaro.

Hinged, drop-down or lift-up doors for units and shelving systems made up of an aluminium frame with an integrated handle and load-bearing hinges with a burnished finish. Available in 0.4 cm thick transparent, fume transparent or clear reflecting tempered glass.

VETRO TEMPERATO
TEMPERED GLASS


TELAIO
FRAME



**ANTE BATTENTI
PER ARMADI ALTERNA**
HINGED DOORS FOR
ALTERNA WARDROBES



PLANA



Anta battente composta da pannello nobilitato in agglomerato di legno sp.2,2 cm e maniglia a scelta tra Roll, Ring, Quadra, Ellipse, Virgola, Inclina, Plan, Tipo L, Lalass, Bridge, Ruler, Bench, Ogiva o apertura push&pull. Finiture: bianco talco, pomice, cashmere, arena, selce, ottanio, ardesia, mattone, blu, olmo ash, olmo sand, noce, lignum dark, cretto cashmere, cocò. Hinged door composed of a 2.2 cm thick melamine-faced wood composite panel and a handle chosen from the Roll, Ring, Quadra, Ellipse, Virgola, Inclina, Plan, Tipo L, Lalass, Bridge, Ruler, Bench and Ogiva models. The push&pull opening system is also available. Finishes available: talc white, pumice, cashmere, arena, flint, octane, slate, blue, ash elm, sand elm, walnut, lignum dark, cretto cashmere, cocò.


FINITURE LISCE
PLAIN FINISHES



FINITURE MATERICHE
TEXTURED FINISHES



**PLANA STAGIONALE
SPLIT-DOOR**



Anta battente composta da pannello nobilitato in agglomerato di legno sp.2,2 cm e maniglia a scelta tra Roll, Ring, Quadra, Ellipse, Virgola, Inclina, Plan, Tipo L, Lalass, Bridge, Ruler, Bench, Ogiva o apertura push&pull. Finiture: bianco talco, pomice, cashmere, arena, selce, ottanio, ardesia, mattone, blu, olmo ash, olmo sand, noce, lignum dark, cretto cashmere, cocò. Hinged door composed of a 2.2 cm thick melamine-faced wood composite panel and a handle chosen from the Roll, Ring, Quadra, Ellipse, Virgola, Inclina, Plan, Tipo L, Lalass, Bridge, Ruler, Bench and Ogiva models. The push&pull opening system is also available. Finishes available: talc white, pumice, cashmere, arena, flint, octane, slate, blue, ash elm, sand elm, walnut, lignum dark, cretto cashmere, cocò.


FINITURE LISCE
PLAIN FINISHES



FINITURE MATERICHE
TEXTURED FINISHES



GRIP




Anta battente composta da pannello nobilitato in agglomerato di legno sp.2,2 cm. Finiture: bianco talco, pomice, cashmere, arena, selce, ottanio, ardesia, mattone, blu, olmo ash, olmo sand, noce, lignum dark, cretto cashmere, cocò. Profilo Grip e profilo Grip per cassetto finitura bianco talco, pomice, cashmere, arena, selce, ottanio, ardesia, mattone, blu o brunito.

Hinged door composed of 2.2 cm thick, melamine-faced wood composite panels. Finishes available: talc white, pumice, cashmere, arena, flint, octane, slate, blue, ash elm, sand elm, walnut, lignum dark, cretto cashmere, cocò. The Grip profile is available for drawers in the following finishes: talc white, pumice, cashmere, arena, flint, octane, slate, brick, blue or burnished.



GOLA




Anta battente composta da pannello nobilitato in agglomerato di legno sp.2,2 cm. Finiture: bianco talco, pomice, cashmere, arena, selce, ottanio, ardesia, mattone, blu, olmo ash, olmo sand, noce, lignum dark, cretto cashmere, cocò. Profilo Gola e profilo Grip per cassetto finitura bianco talco, pomice, cashmere, arena, selce, ottanio, ardesia, mattone, blu o brunito.

Hinged door composed of 2.2 cm thick, melamine-faced wood composite panels. Finishes available: talc white, pumice, cashmere, arena, flint, octane, slate, blue, ash elm, sand elm, walnut, lignum dark, cretto cashmere, cocò. The Gola and Grip profiles are available for drawers in the following finishes: talc white, pumice, cashmere, arena, flint, octane, slate, brick, blue or burnished.



MIXER




Anta battente composta da pannello nobilitato in agglomerato di legno sp.2,2 cm. Finiture: bianco talco, pomice, cashmere, arena, selce, ottanio, ardesia, mattone, blu, olmo ash, olmo sand, noce, lignum dark, cretto cashmere, cocò. Profilo Mixer finitura bianco talco, pomice, cashmere, arena, selce, ottanio, ardesia, mattone, blu o brunito.

Hinged door composed of a 2.2 cm thick, melamine-faced wood composite panel. Finishes available: talc white, pumice, cashmere, arena, flint, octane, slate, blue, ash elm, sand elm, walnut, lignum dark, cretto cashmere, cocò. Mixer profile available in the following finishes: talc white, pumice, cashmere, arena, flint, octane, slate, brick, blue or burnished.



CITY




Anta battente composta da coppia di profili verticali SX/DX in alluminio con maniglia integrata, cerniere portanti e pannello nobilitato in agglomerato di legno sp.1,8 cm. Finiture: bianco talco, pomice, cashmere, arena, selce, ottanio, ardesia, mattone, blu, olmo ash, olmo sand, noce, lignum dark, cretto cashmere, cocò. Profilo City finitura bianco, pomice, cashmere o brunito.

Hinged door composed of a pair of vertical, LH/RH aluminium profiles with an integrated handle, load-bearing hinges and a 1.8 cm thick, melamine-faced wood composite panel. Finishes available: talc white, pumice, cashmere, arena, flint, octane, slate, blue, ash elm, sand elm, walnut, lignum dark, cretto cashmere, cocò. City profile available in white, pumice, cashmere or burnished.



BREAK




Anta battente composta da pannello nobilitato in agglomerato di legno sp.2,2 cm. Finiture: bianco talco, pomice, cashmere, arena, selce, ottanio, ardesia, mattone, blu, olmo ash, olmo sand, noce, lignum dark, cretto cashmere, cocò. Maniglia integrata Break verticale o orizzontale, a richiesta a centro anta, finitura bianco talco, pomice, cashmere, arena, selce, ottanio, ardesia, mattone, blu o brunito.

Hinged door composed of a 2.2 cm thick, melamine-faced wood composite panel. Finishes available: talc white, pumice, cashmere, arena, flint, octane, slate, blue, ash elm, sand elm, walnut, lignum dark, cretto cashmere, cocò. Vertical or horizontal, Break integrated handle which, on request, can be fitted at the centre of the door. Finishes available: talc white, pumice, cashmere, arena, flint, octane, slate, brick, blue or burnished.



CIAK

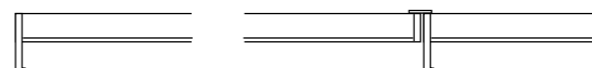


Anta battente composta da pannello nobilitato in agglomerato di legno sp.2,2 cm. Finiture: bianco talco, pomice, cashmere, arena, selce, ottanio, ardesia, mattone, blu, olmo ash, olmo sand, noce, lignum dark, cretto cashmere, cocò. Maniglia integrata Ciak, corta o lunga, finitura bianco talco, pomice, cashmere, arena, selce, ottanio, ardesia, mattone, blu o brunito.

Hinged door composed of a 2.2 cm thick, melamine-faced wood composite panel. Finishes available: talc white, pumice, cashmere, arena, flint, octane, slate, blue, ash elm, sand elm, walnut, lignum dark, cretto cashmere, cocò. Long or short Ciak integrated handle available in the following finishes: talc white, pumice, cashmere, arena, flint, octane, slate, brick, blue or burnished.



GLASS




Anta battente composta da pannello nobilitato in agglomerato di legno sp.1,8 cm e vetro sp.0,4 cm con profili verticali e orizzontali in alluminio, finitura interna noce o sesamo. Finiture: specchio argentato o specchio bronzato, vetro laccato lucido o opaco bianco talco, pomice, cashmere, arena, selce, ottanio, ardesia, mattone, blu, brunito. Maniglia integrata su profilo finitura bianco talco, pomice, cashmere o brunito.

Hinged door wardrobe composed of a 1.8 cm thick, melamine-faced composite panel and of 0.4 cm thick glass with vertical and horizontal profiles in aluminium; walnut and sesame interior finish. Finishes available: silver or bronze mirror; glossy or matt lacquered glass available in talc white, pumice, cashmere, arena, flint, octane, slate, brick, blue, burnished. Handle integrated into the profile available in talc white, pumice, cashmere or burnished.



CITY GLASS





Anta battente composta da telaio alluminio con maniglia integrata con cerniere portanti in finitura brunito, vetro temperato sp.0,4 cm trasparente, trasparente fumé o riflettente chiaro. Hinged door made up of an aluminium frame with an integrated handle and load-bearing hinges with a burnished finish. Available in 0.4 cm thick tempered transparent, fumé transparent or clear reflecting glass.



**ANTE SCORREVOLI
PER ARMADI ALTERNA**
SLIDING DOORS FOR
ALTERNA WARDROBES

PLANA



Anta scorrevole composta da pannello nobilitato in agglomerato di legno sp.2,2 cm. Finiture: bianco talco, pomice, cashmere, arena, selce, ottanio, ardesia, mattone, blu, olmo ash, olmo sand, noce, lignum dark, cretto cashmere, cocò. Maniglia a scelta tra Plan bianco talco, 0 chimico, brunito o Ruler bianco talco, pomice, cashmere.

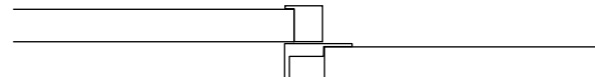

Sliding door composed of a 2.2 cm thick, melamine-faced wood composite panel. Finishes available: talc white, pumice, cashmere, arena, flint, octane, slate, blue, ash elm, sand elm, walnut, lignum dark, cretto cashmere, cocò. Handle options: talc white, 0 finish aluminium or burnished Plan handle or, alternatively, talc white, pumice or cashmere Ruler handle.

FINITURE LISCE
PLAIN FINISHES

FINITURE MATERICHE
TEXTURED FINISHES



GOLA



Anta scorrevole composta da pannello nobilitato in agglomerato di legno sp.2,2 cm. Finiture: bianco talco, pomice, cashmere, arena, selce, ottanio, ardesia, mattone, blu, olmo ash, olmo sand, noce, lignum dark, cretto cashmere, cocò. Profilo Gola finitura bianco talco, pomice, cashmere, arena, selce, ottanio, ardesia, mattone, blu o brunito.

Sliding door composed of a 2.2 cm thick, melamine-faced wood composite panel. Finishes available: talc white, pumice, cashmere, arena, flint, octane, slate, blue, ash elm, sand elm, walnut, lignum dark, cretto cashmere, cocò. Gola profile available in the following finishes: talc white, pumice, cashmere, arena, flint, octane, slate, brick, blue or burnished.

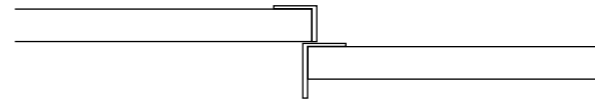

FINITURE LISCE
PLAIN FINISHES

FINITURE MATERICHE
TEXTURED FINISHES

PROFILO GOLA
GOLA PROFILE



MIXER



Anta scorrevole composta da pannello nobilitato in agglomerato di legno sp.2,2 cm. Finiture: bianco talco, pomice, cashmere, arena, selce, ottanio, ardesia, mattone, blu, olmo ash, olmo sand, noce, lignum dark, cretto cashmere, cocò. Profilo Mixer finitura bianco talco, pomice, cashmere, arena, selce, ottanio, ardesia, mattone, blu o brunito.

Sliding door composed of a 2.2 cm thick, melamine-faced wood composite panel. Finishes available: talc white, pumice, cashmere, arena, flint, octane, slate, blue, ash elm, sand elm, walnut, lignum dark, cretto cashmere, cocò. Mixer profile available in the following finishes: talc white, pumice, cashmere, arena, flint, octane, slate, brick, blue or burnished.

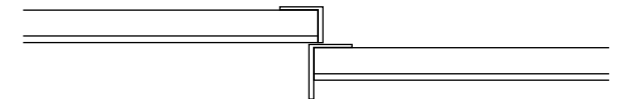
FINITURE LISCE
PLAIN FINISHES

FINITURE MATERICHE
TEXTURED FINISHES

PROFILO MIXER
MIXER PROFILE



MIXER GLASS




Anta scorrevole composta da pannello nobilitato in agglomerato di legno sp.1,8 cm e vetro sp.0,4 cm con profili verticali in alluminio, finitura interna noce o sesamo. Finiture: specchio argentato o specchio bronzato, vetro laccato lucido o opaco bianco talco, pomice, cashmere, arena, selce, ottanio, ardesia, mattone, blu, brunito. Profilo Mixer finitura bianco talco, pomice, cashmere, arena, selce, ottanio, ardesia, mattone, blu, brunito.

Sliding door wardrobe composed of a 1.8 cm thick, melamine-faced composite panel and of 0.4 cm thick glass with vertical and horizontal profiles in aluminium; walnut and sesame interior finish. Finishes available: silver or bronze mirror; glossy or matt lacquered glass available in talc white, pumice, cashmere, arena, flint, octane, slate, brick, blue, burnished. Mixer profile available in the following finishes: talc white, pumice, cashmere, arena, flint, octane, slate, brick, blue, burnished.

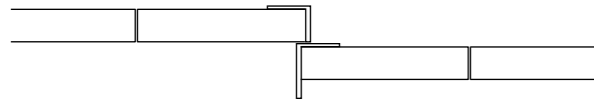
SPECCHIO
MIRROR

VETRI LUCIDI/OPACHI
GLOSSY/MATT GLASS

PROFILO MIXER
MIXER PROFILE



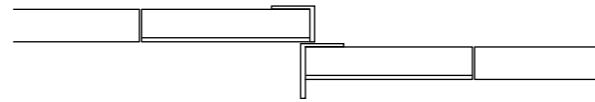
DOUBLE



Anta scorrevole composta da due pannelli nobilitato in agglomerato di legno sp.2,2 cm con divisorio, possibilità di mixare le finiture: bianco talco, pomice, cashmere, arena, selce, ottanio, ardesia, mattone, blu, olmo ash, olmo sand, noce, lignum dark, cretto cashmere, cocò. Profilo Double finitura bianco talco, pomice, cashmere, arena, selce, ottanio, ardesia, mattone, blu o brunito. Sistema di scorrimento ammortizzato. Sliding door composed of two melamine-faced panels in 2.2 cm thick wood composite available in two different finishes chosen from: talc white, pumice, cashmere, arena, flint, octane, slate, blue, ash elm, sand elm, walnut, lignum dark, cretto cashmere, cocò. Double profile available in the following finishes: talc white, pumice, cashmere, arena, flint, octane, slate, brick, blue or burnished. Soft-close sliding system.



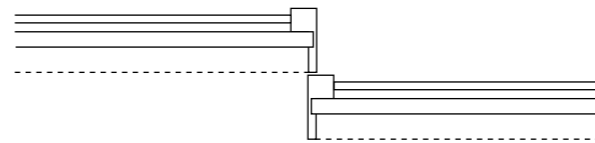
DOUBLE GLASS




Anta scorrevole composta da pannello nobilitato in agglomerato di legno sp.2,2 cm e pannello vetro con divisorio, possibilità di mixare le finiture: bianco talco, pomice, cashmere, arena, selce, ottanio, ardesia, mattone, blu, olmo ash, olmo sand, noce, lignum dark, cretto cashmere, cocò; specchio argentato, specchio bronzato, vetro laccato lucido o opaco bianco talco, pomice, cashmere, arena, selce, ottanio, ardesia, mattone, blu, brunito. Profilo Double finitura bianco talco, pomice, cashmere, arena, selce, ottanio, ardesia, mattone, blu, brunito. Sliding door composed of a melamine-faced panel in 2.2 cm thick wood composite paired with a glass panel with a divider, available in two different finishes chosen from: talc white, pumice, cashmere, arena, flint, octane, slate, brick, blue, ash elm, sand elm, walnut, lignum dark, cretto cashmere, cocò; silver mirror, bronze mirror, glossy or matt lacquered glass in talc white, pumice, cashmere, arena, flint, octane, slate, brick, blue, burnished. Double profile available in the following finishes: talc white, pumice, cashmere, arena, flint, octane, slate, brick, blue or burnished.



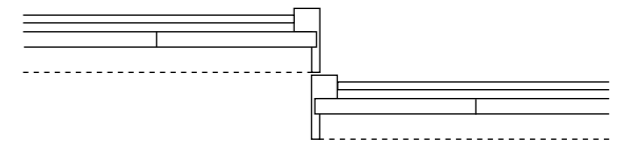
COMPASS



Anta scorrevole composta da pannello nobilitato in agglomerato di legno sp.1,2 cm. Finiture: bianco talco, pomice, cashmere, arena, selce, ottanio, ardesia, mattone, blu, olmo ash, olmo sand, noce, lignum dark, cretto cashmere, cocò. Cornice perimetrale Compass finitura bianco talco o brunito. Sistema di scorrimento ammortizzato. Sliding door composed of a 1.2 cm thick, melamine-faced wood composite panel. Finishes available: talc white, pumice, cashmere, arena, flint, octane, slate, blue, ash elm, sand elm, walnut, lignum dark, cretto cashmere, cocò. Talc white or burnished Compass frame. Soft-close sliding system.



MONDRIAN

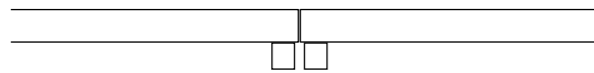




Anta scorrevole composta da pannello nobilitato in agglomerato di legno sp.1,2 cm, con possibilità di mixare le finiture nelle sezioni. Finiture: bianco talco, pomice, cashmere, arena, selce, ottanio, ardesia, mattone, blu, olmo ash, olmo sand, noce, lignum dark, cretto cashmere, cocò. Cornice perimetrale Compass con profilo orizzontale e verticale finitura bianco talco o brunito. Sistema di scorrimento ammortizzato. Sliding door composed of a melamine-faced panel in 1.2 cm thick wood composite; different finishes can be used for the various sections. Finishes available: talc white, pumice, cashmere, arena, flint, octane, slate, blue, ash elm, sand elm, walnut, lignum dark, cretto cashmere, cocò. Compass frame with horizontal and vertical trims with a talc white or burnished finish. Soft-close sliding system.



**ANTE COMPLANARI
PER ARMADI ALTERNA**
COPLANAR DOORS FOR
ALTERNA WARDROBES

PLANA

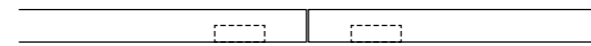


Anta complanare composta da pannello nobilitato in agglomerato di legno sp.2,2 cm. Finiture: bianco talco, pomice, cashmere, arena, selce, ottanio, ardesia, mattone, blu, olmo ash, olmo sand, noce, lignum dark, cretto cashmere, cocò. Maniglia Plan bianco talco, 0 chimico, brunito Ruler nei colori bianco talco, pomice, cashmere, arena, selce, ottanio, ardesia, mattone, blu, olmo ash, olmo sand, noce, lignum dark.

Coplanar door composed of a 2.2 cm thick, melamine-faced wood composite panel. Finishes available: talc white, pumice, cashmere, arena, flint, octane, slate, blue, ash elm, sand elm, walnut, lignum dark, cretto cashmere, cocò. Talc white, 0 finish aluminium or burnished Plan handle, Ruler handle available in the following finishes: talc white, pumice, cashmere, arena, flint, octane, slate, blue, ash elm, sand elm, walnut, lignum dark.



BREAK



Anta complanare composta da pannello nobilitato in agglomerato di legno sp.2,2 cm. Finiture: bianco talco, pomice, cashmere, arena, selce, ottanio, ardesia, mattone, blu, olmo ash, olmo sand, noce, lignum dark, cretto cashmere, cocò. Maniglia integrata Break finitura bianco talco, pomice, cashmere, arena, selce, ottanio, ardesia, mattone, blu o brunito. Sistema di scorrimento ammortizzato.

Coplanar door composed of a 2.2 cm thick, melamine-faced wood composite panel. Finishes available: talc white, pumice, cashmere, arena, flint, octane, slate, blue, ash elm, sand elm, walnut, lignum dark, cretto cashmere, cocò. Break integrated handle available in the following finishes: talc white, pumice, cashmere, arena, flint, octane, slate, brick, blue or burnished. Soft-close sliding system.



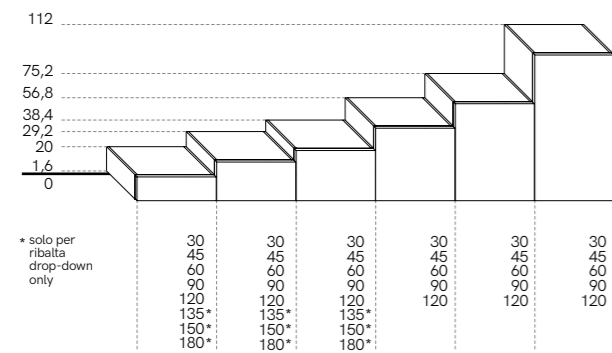
MODULARITÀ MODULARITY

BASI BASE UNITS

BASI CONTENITORI BASE STORAGE UNITS

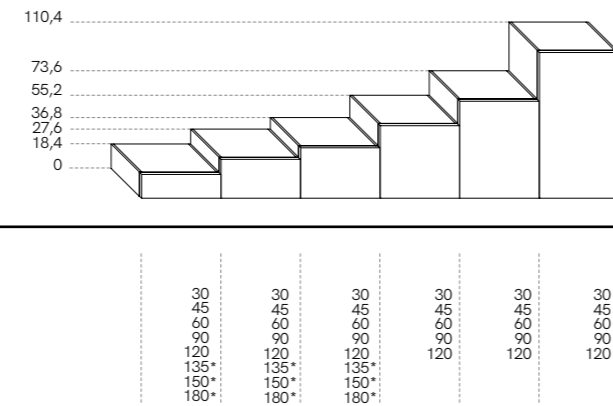
A TERRA E IN APPOGGIO
FLOOR-LEVEL AND ELEVATED

P.32,4 - 45,2 - 61,2



SOSPESSE
WALL-HUNG

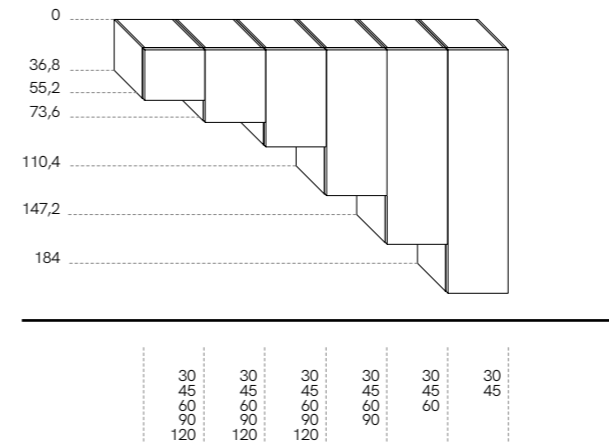
P.32,4 - 45,2



PENSILI WALL UNITS

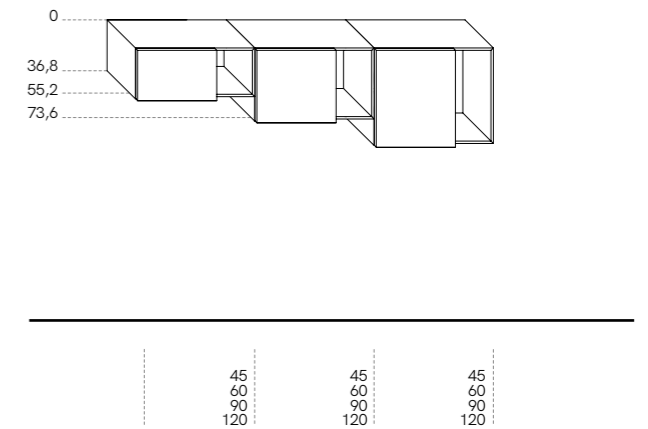
PENSILI WALL UNITS

P.32,4 - 45,2



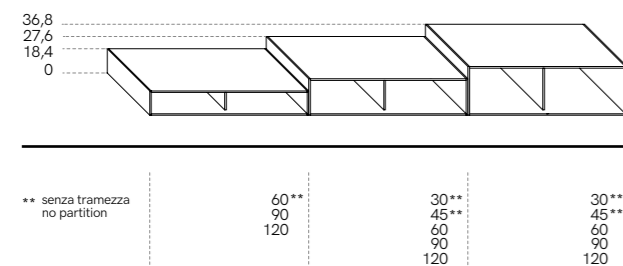
VUOTOPIENO PENSILI WALL UNITS

P.32,4 - 45,2



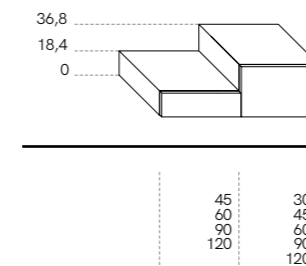
UNOEDUE BASI SOSPESSE E IN APPOGGIO WALL-HUNG AND ELEVATED BASE UNITS

P.45,2



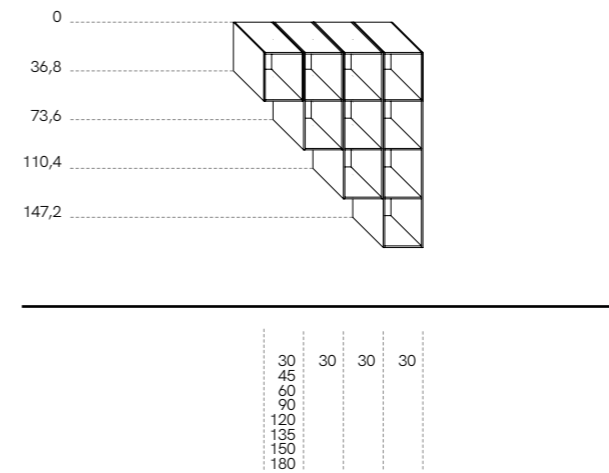
Z45 BASI SOSPESSE WALL-HUNG BASE UNITS

P.45,2



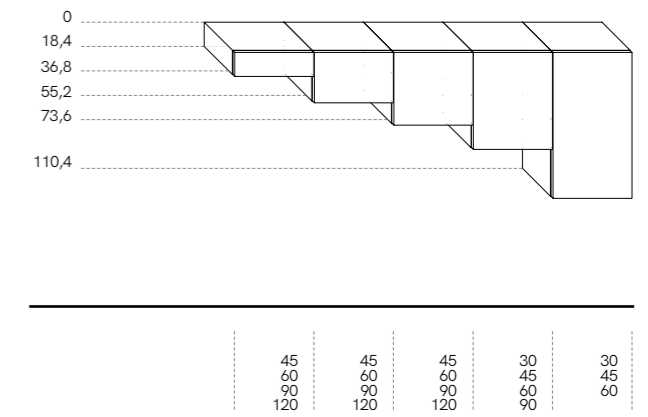
UNOEDUE PENSILI WALL UNITS

P.32,4



Z45 PENSILI WALL UNITS

P.32,4 - 45,2

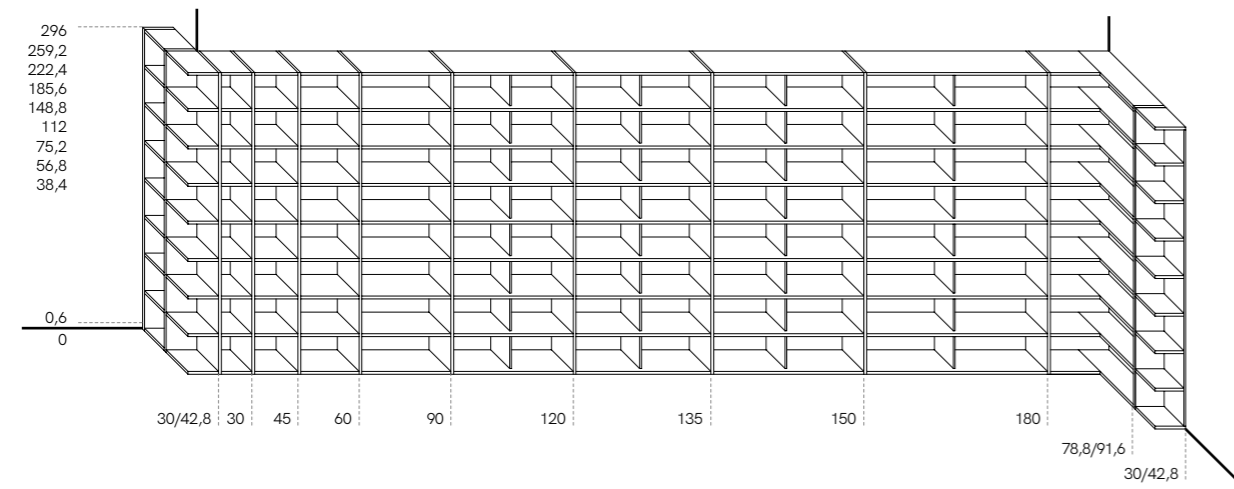


LIBRERIA A SPALLA SHELVING SYSTEM BOOKCASE

FREESPACE

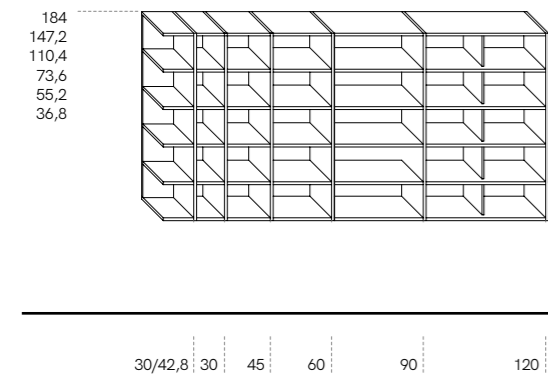
A TERRA
FLOOR-LEVEL

P.30 - 42,8



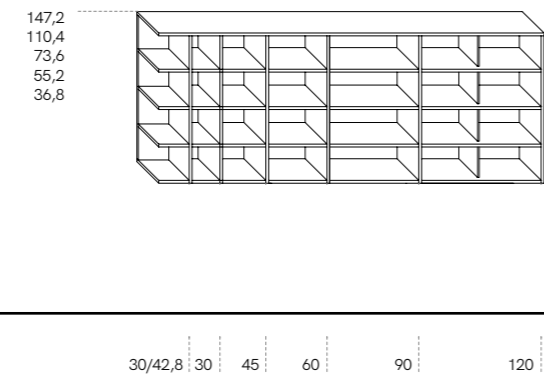
SOSPESA
WALL-HUNG

P.30 - 42,8



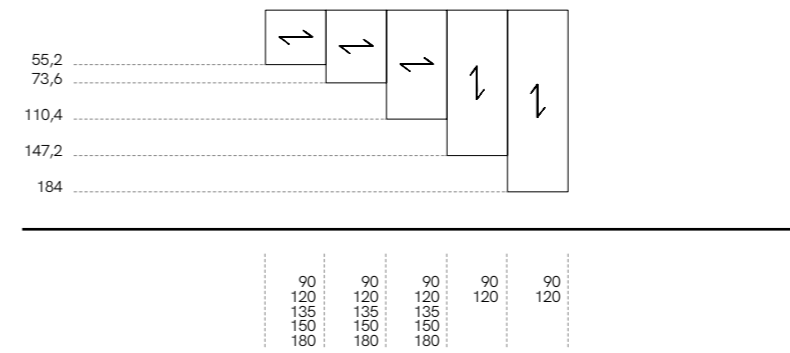
SOSPESA CON RIPIANO USO TOP
WALL-HUNG WITH SHELF USED AS A TOP

P.30 - 42,8



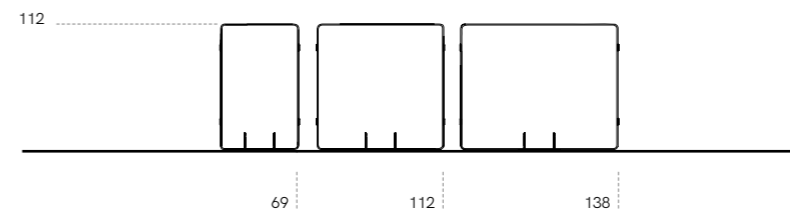
PANNELLATURA BOISERIE WALL PANELLING

MODULOR

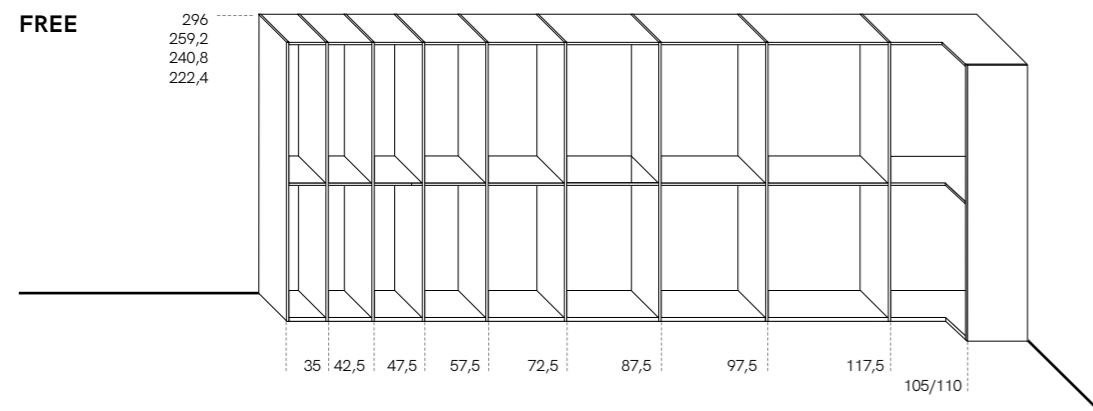
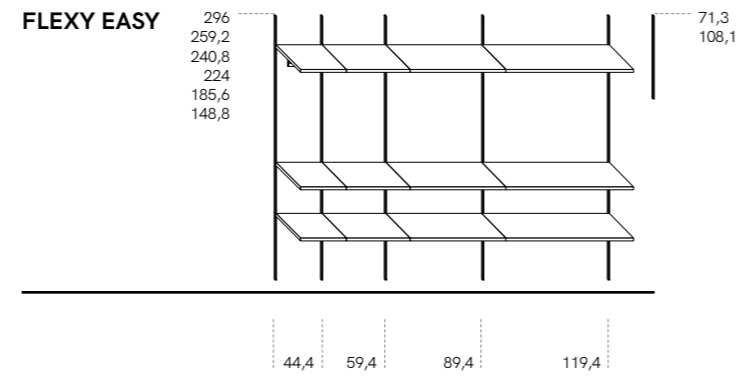
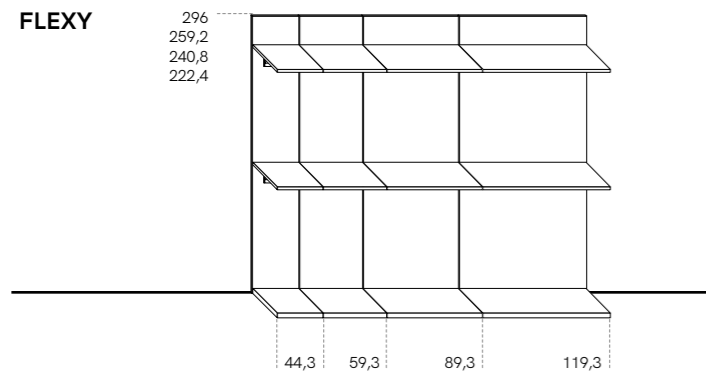
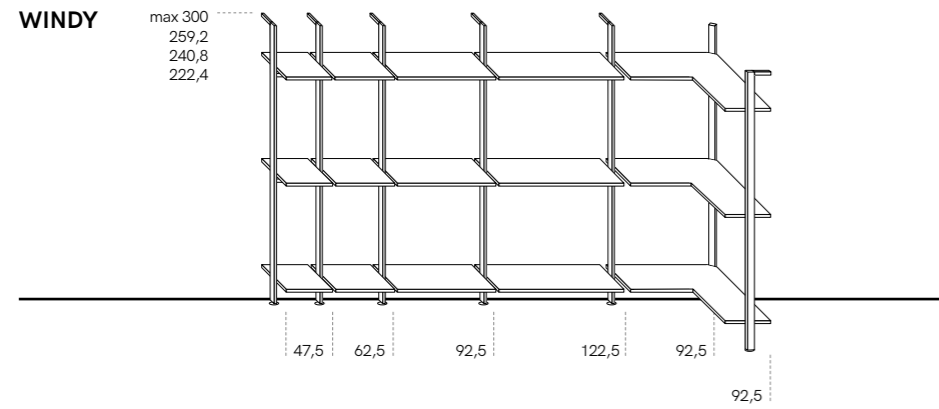


PANNELLI TESSILI FABRIC PANELS

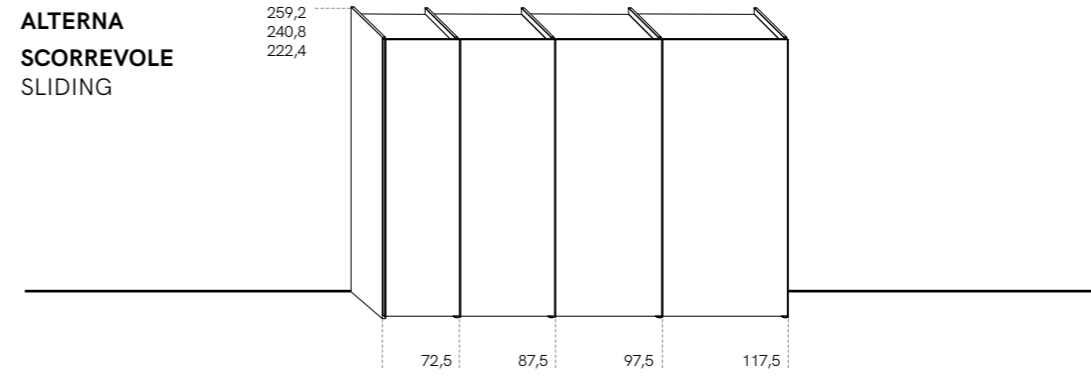
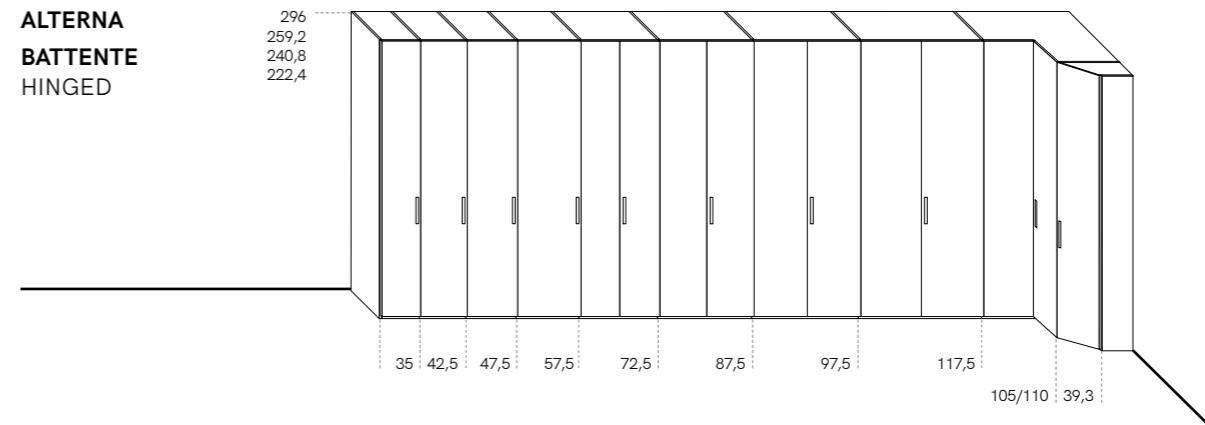
LABYRINTH



SISTEMI CABINE ARMADIO
WALK-IN CLOSET SYSTEMS



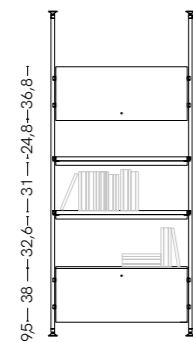
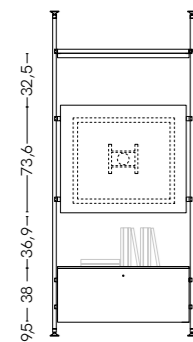
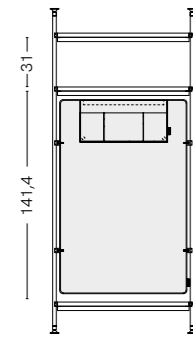
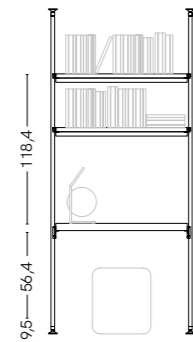
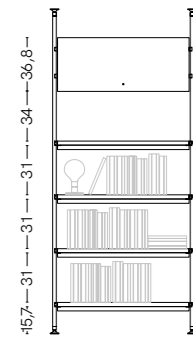
SISTEMI ARMADIO
WARDROBE SYSTEMS



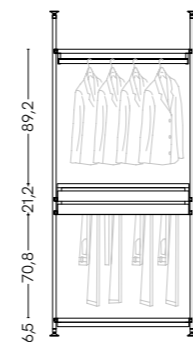
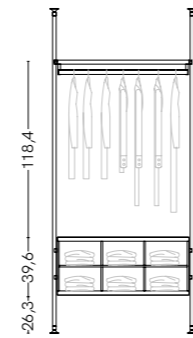
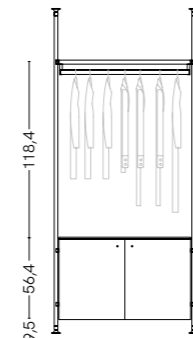
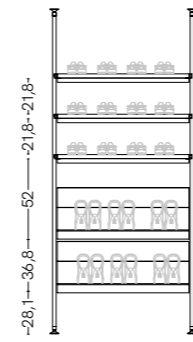
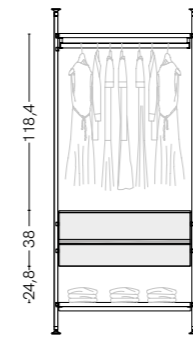
ATTREZZATURE INTERNE INTERIOR FITTINGS

WINDY


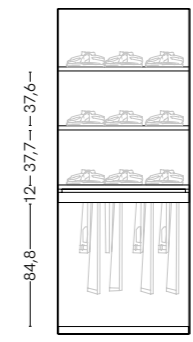
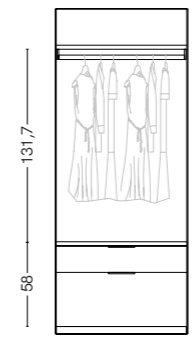
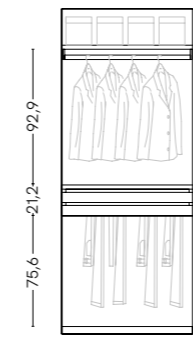
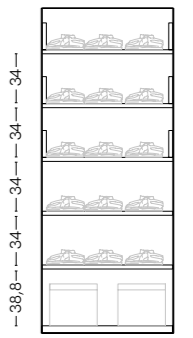
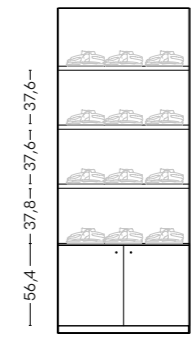
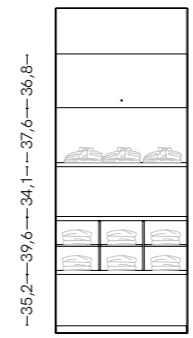
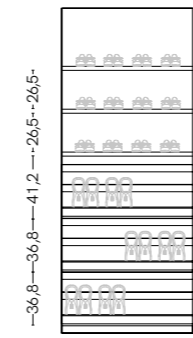
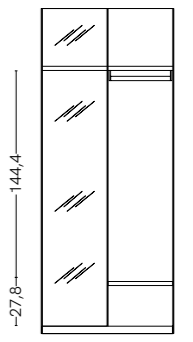
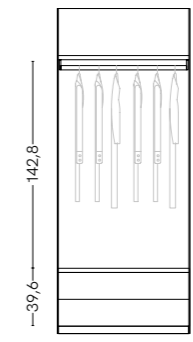
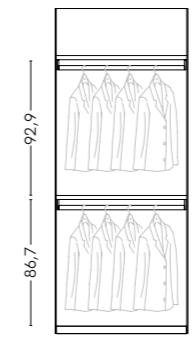
LIVING



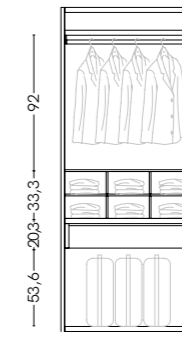
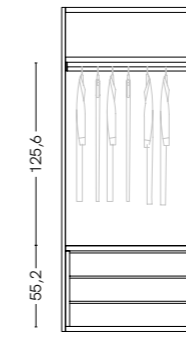
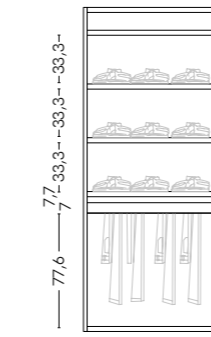
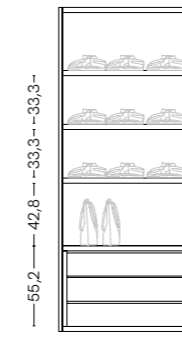
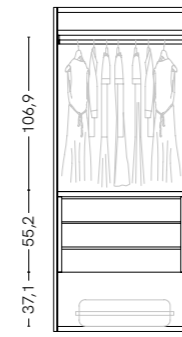
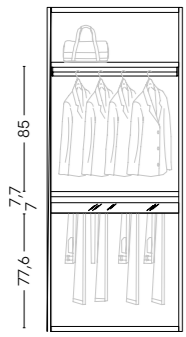
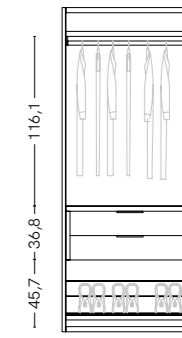
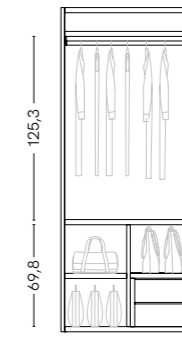
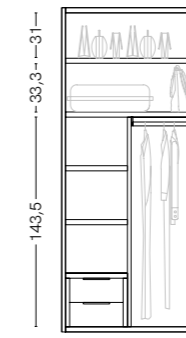
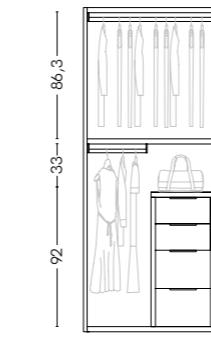
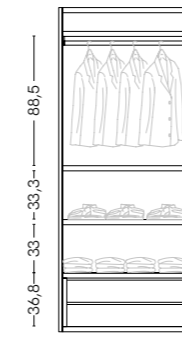
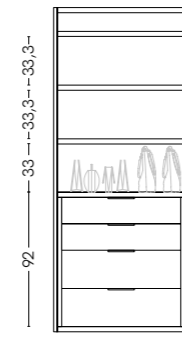

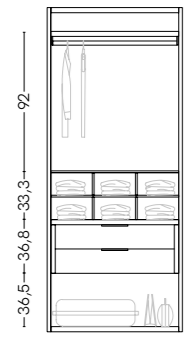
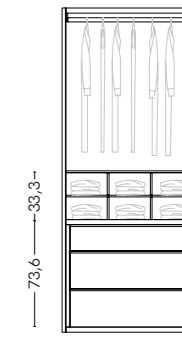
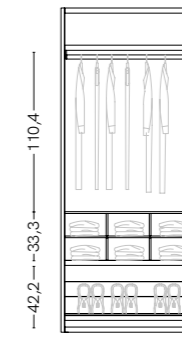
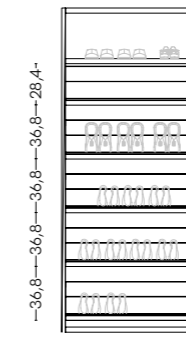
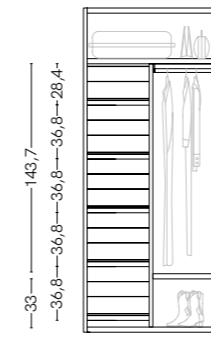
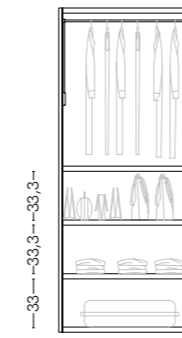
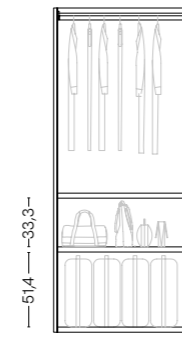
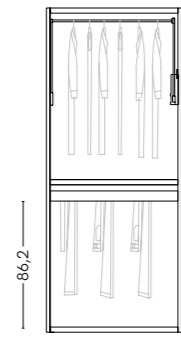
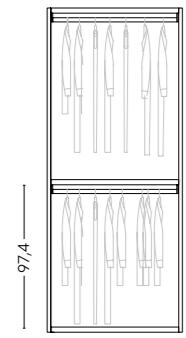
CABINA ARMADIO WALK-IN CLOSET



FLEXY



ALTERNA | FREE

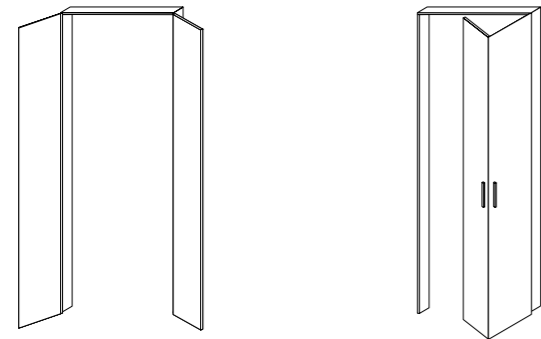


SISTEMI DI CHIUSURA CABINE

WALK-IN CLOSET DOOR SYSTEMS

BATTENTI E SOFFIETTO

HINGED AND FOLDING



SCORREVOLI

SLIDING

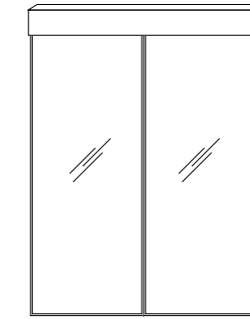
SCORREVOLE CON PROFILO E PANNELLO

SLIDING WITH PROFILE AND PANEL



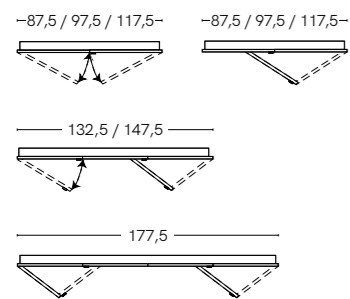
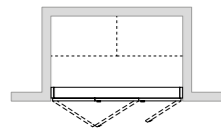
SCORREVOLE CON TELAIO E VETRO

SLIDING WITH FRAME AND GLASS



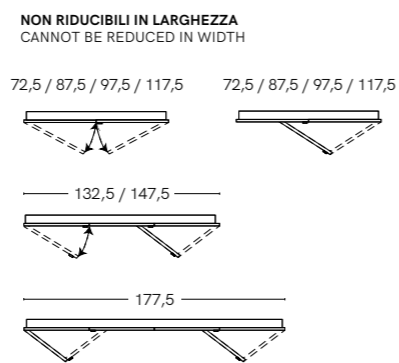
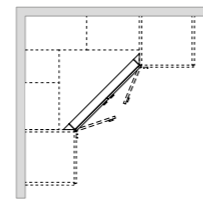
CHIUSURA DRITTA ORIZZONTALE

HORIZONTAL STRAIGHT DOOR SYSTEM



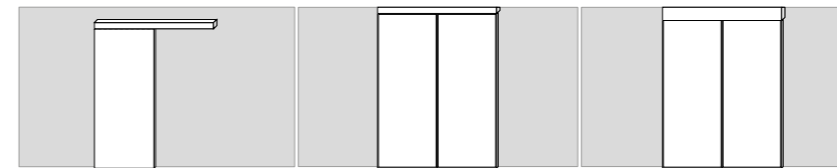
CHIUSURA A 45°

45° DOOR SYSTEM



BINARIO A PARETE, A SOFFITTO O SOSPESO

WALL, CEILING OR SUSPENDED TRACK



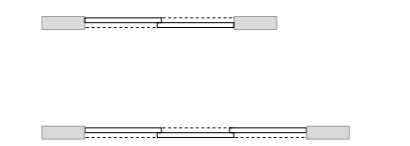
BINARIO A UNA VIA ESTERNO VANO

OUTER ONE-WAY TRACK



BINARIO A DUE VIE INTERNO VANO

INNER TWO-WAY TRACK



BINARIO A DUE VIE ESTERNO VANO

OUTER TWO-WAY TRACK



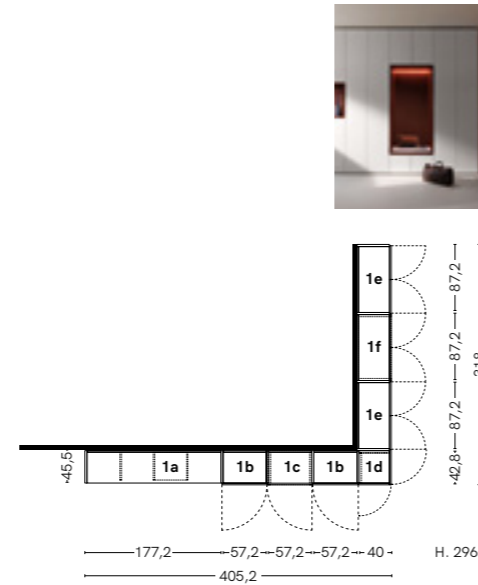
**COMPOSIZIONI
E MISURE**
ARRANGEMENTS
AND SIZES

SM2202

P.16

Freespace 1a. Modulo a terra L.177,2 pomice con elementi divisori e a C pomice **1b.** Modulo a terra L.57,2 pomice anta Plana push&pull pomice **1c.** Modulo a terra L.87,2 pomice e nicchia mattone con ripiani in vetro **1d.** Modulo a terra angolo aperto L.40, P.42,8, nicchia ad angolo mattone **1e.** Modulo a terra L.87,2 pomice **1f.** Modulo a terra L.87,2 anta Plana push&pull pomice, nicchia con seduta mattone, cuscino Creta C1F

Freespace 1a. Floor-level module W.177.2 in pumice with pumice dividers and C-shaped elements **1b.** Floor-level module W.57.2 in pumice with pumice Plana push&pull door **1c.** Floor-level module W.87.2 in pumice with brick niche fitted with glass shelves **1d.** Floor-level open corner module W.40 D.42.8, brick corner niche **1e.** Pumice floor-level module W.87.2 **1f.** Floor-level module W.87.2 with Plana push&pull door in pumice, brick niche with seat, Creta C1F seat

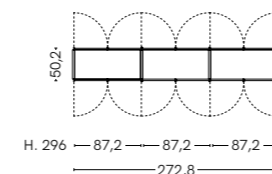


SM2200

P.22

Freespace Moduli a terra bifacciali L.87,2 anta City Glass brunito e vetro trasparente fumé

Freespace Double-sided floor-level modules W.87.2 with City Glass doors featuring fumé transparent glass and burnished frames

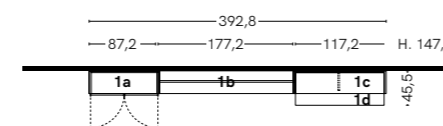


SM2212

P.28

Freespace 1a. Modulo sospeso L.87,2 H.147,2 carbone e ottanio anta City Glass brunito vetro trasparente **1b.** Modulo sospeso porta TV L.177,2 H.147,2 carbone e ottanio **1c.** Modulo sospeso L.117,2 H.147,2 carbone e ottanio **1d.** Scrivitoio sospeso L.117,2 P. 45,5 carbone

Freespace 1a. Wall-hung module W.87.2 H.147.2 in charcoal and octane with City Glass doors featuring transparent glass and burnished frames **1b.** Wall-hung TV module W.177.2 H.147.2 in charcoal and octane **1c.** Wall-hung module W.177.2 H.147.2 in charcoal and octane **1d.** Floating desk W.117.2 D.45.5 in charcoal


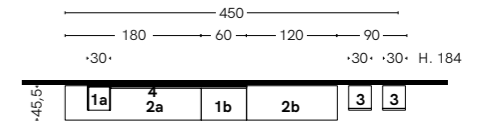


SM2203

P.32

Unoedue 1a. Pensile a giorno H.110,4 L.30 P.32,4 noce **1b.** Base sospesa a giorno H.36,8 L.60 P.45,5 noce con top sp.1,2 cm noce **Basi sospese 2a.** Base sospesa anta ribalta Plana push&pull H.27,6 L.180 P.45,5 carbone con top sp.1,2 cm carbone **2b.** Base sospesa anta ribalta Plana push&pull H.36,8 L.120 P.45,5 carbone con top sp.1,2 cm carbone **3. Pensili** Pensile anta battente Plana push&pull H.184 L.30 P.32,4 carbone **4. Modulor** Pannello L.180 H.110,4 carbone

Unoedue 1a. Open wall unit H.110.4 W.30 D.32.4 in walnut **1b.** Open wall-hung base unit H.35.8 W.60 D.45.5 in walnut with 1.2 cm thick walnut top **Wall-hung base units 2a.** Wall-hung base unit with Plana push&pull drop-down door H.27.6 W.180 D.45.5 in charcoal with 1.2 cm thick charcoal top **2b.** Wall-hung base unit with Plana push&pull drop-down door H.36.8 W.120 D.45.5 in charcoal with 1.2 cm thick charcoal top **3. Wall units** Wall unit with Plana push&pull hinged door H.184 W.30 D.32.4 in charcoal **4. Modulor** Panel W.180 H.110.4 in charcoal


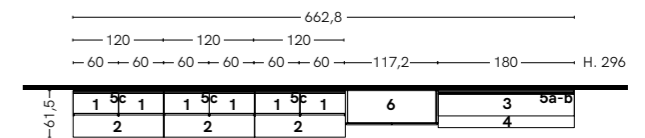


SM2201

P.36

1. Pensili H.55,2 L.60 anta City Glass brunito vetro trasparente fumé, struttura noce ripiani interni in vetro **2. Basi contenitori** Base a terra L.120 piano top sp.1,2 cm blu **3. Mensole** in metallo L.180 brunito **4. Scrivitoio** L.180 P.45,5 noce **Modulor 5a.** Pannello L.120 H.147,2 blu **5b.** Pannello L.180 H.110,4 noce **5c.** Pannello L.180 H.110,4 cm blu **6. Freespace** Modulo a terra L.117,2 anta Gola blu

1. Wall units H.55.2 W.60 with City Glass doors in fumé transparent glass with burnished frames, walnut carcass with glass interior shelves **2. Base units** Floor-level base units W.120 with 1.2 cm thick tops in blue **3. Shelves** in burnished metal L.180 **4. Desk** W.180 D.45.5 in walnut **Modulor 5a.** Panel W.120 H.147.2 in blue **5b.** Panel W.180 H.110.4 in walnut **5c.** Panel W.180 H.110.4 cm in blue **6. Freespace** Floor-level module W.117.2 with Gola doors in blue


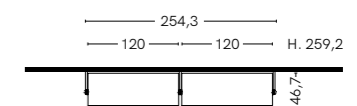


SM2103

P.42

Windy Sistema con palo a parete: pali, reggimensole e appendiabiti brunito, mensole sp.2,8 cm ottanio; contenitori anta vasistas Plana push&pull ottanio

Windy System with floor-to-wall poles: burnished poles, shelf brackets and hanging rails, 2.8 cm thick octane shelves; octane units with Plana push&pull lift-up doors

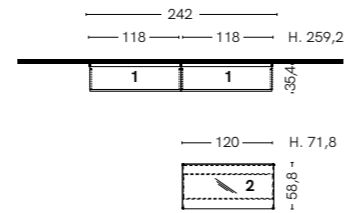



SM2205

P.44

1. Flexy Easy Sistema a cremagliera: montanti e reggimensole brunito, mensole arena, contenitori anta vasistas Plana push&pull arena
2. Sign Scrittoio struttura in metallo brunito, piano in vetro brunito opaco

1. Flexy Easy Slotted rail system: burnished uprights and shelf brackets, arena shelves, arena units with Plana push&pull lift-up doors
2. Sign desk with a burnished metal structure and a matt burnished glass top

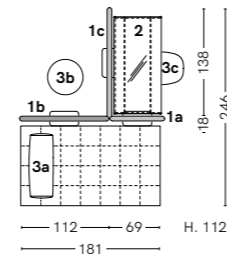



SM2227

P.48

Labyrinth 1a. Pannello small tessuto Smack S09 **1b.** Pannello medium tessuto Creta C24 **1c.** Pannello large tessuto Smack S09 **2. Sign** Scrittoio struttura in metallo brunito, piano in vetro brunito opaco **Complementi by Désirée 3a.** Divano Ludwig elemento 173x99 cm pelle Z nabuk 40 ocra **3b.** tavolino servo Nemu Ø45 cm piano termoformato bronzo **3c.** sedia soft One Flo base verniciata opaca antracite tessuto G Titan 09 cammello

Labyrinth 1a. Small panel in Smack S09 fabric **1b.** Medium panel in Creta C24 fabric **1c.** Large panel in Smack S09 fabric **2. Sign** desk with a burnished metal structure and a matt burnished glass top **Complementary furniture by Désirée 3a.** Ludwig sofa element measuring 173x99 cm in Z nubuck 40 ocra leather **3b.** Nemu Ø45 cm side table with bronze thermoformed top **3c.** Soft One Flo chair with matt anthracite painted base and G Titan 09 camello fabric

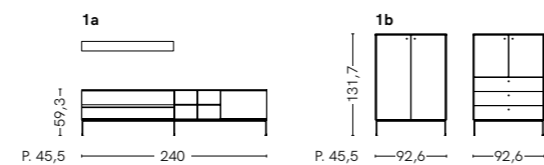


SM2204

P.54

Madie 1a. Madia con basamento brunito, top e piano sopra basamento carbone. Contenitori anta Plana push&pull pomice e ante Grip carbone, elemento a giorno mattone. Mensola Marker L.120 cm con illuminazione finitura brunito **1b.** Madie con basamento brunito. Contenitori ante Plana ardesia e bianco talco maniglia Roll brunito, coprifianchi e top ardesia

Sideboards 1a. Sideboard with burnished base, charcoal top and base top panel. Units with pumice Plana push&pull doors and charcoal Grip fronts, brick open unit. Burnished finish Marker shelf L.120 cm with lighting **1b.** Sideboards with burnished base. Units with slate and talc white Plana doors and fronts, burnished Roll handle, slate finishing sides and top

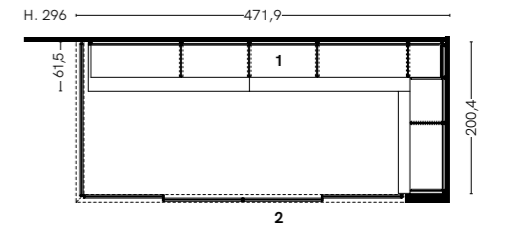


SM008

P.60

1. Cabina Flexy Sistema con pannello schienale: pannelli cocò, reggimensole e appendiabiti brunito, mensole sp.2,8 cm, panca, cassettiere sospese, portapantaloni, portascarpe, vassoio estraibile noce
2. Chiusura scorrevole Telaio nero spazzolato, vetro trasparente fumé

1. Flexy walk-in closet System with back panels: cocò panels, burnished shelf brackets and hanging rails, 2.8 cm thick shelves, baseboard, wall-hung drawer units, trouser racks, shoe shelves, walnut pull-out tray
2. Sliding doors with brushed black frame and fumé transparent glass

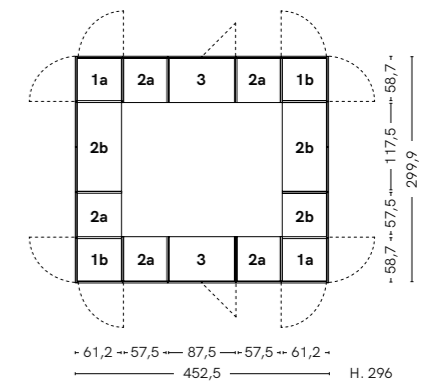


SM003

P.66

Armadio Alterna battente 1a. Modulo angolo aperto sx **1b.** Modulo angolo aperto dx L.58,7 P.61,2 cm bianco talco maniglia Mixer bianco **Cabina Free 2a.** Modulo L.57,5 cm interno sesamo, ante di finitura retro bianco talco **2b.** Modulo L.117,5 cm interno sesamo, ante di finitura retro bianco talco, modulo passaggio e chiusura a soffietto **3.** Modulo passaggio H.736 L. 875 ante di finitura retro bianco talco, chiusura a soffietto anta Plana bianco talco maniglia Lallas bianco

Alterna hinged door wardrobe 1a. LH open corner module **1b.** RH open corner module W.58.7 D.61.2 cm in talc white, white Mixer handle **Free walk-in closet 2a.** Module W.57.5 cm with sesame interior, talc white rear finishing panels **2b.** Module W.117.5 cm with sesame interior, talc white rear finishing panels, doorway module with folding door **3.** Doorway module H.736 W.875, talc white rear finishing panels, talc white Plana folding door, white Lallas handle

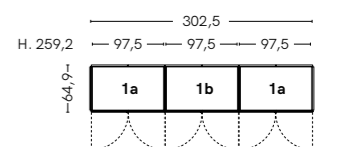


SM2072

P.72

Armadio Alterna battente 1a. Modulo L.97,5 anta battente City profili brunito finitura interna ed esterna in noce **1b.** Modulo L.97,5 anta battente City Glass profili brunito vetro trasparente fumé, finitura interna ed esterna in noce

Alterna hinged door wardrobe 1a. Module W.97.5 with City hinged doors with burnished edges, walnut interior and exterior finishes **1b.** Module W.97.5 with City Glass hinged doors with burnished frames and fumé transparent glass, walnut interior and exterior finishes

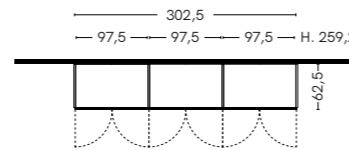


SM006

P.76

Armadio Alterna battente Moduli L.97,5 con ante City Glass brunito vetro trasparente fumé, fianchi esterni ardesia interni sesamo

Alterna hinged door wardrobe Modules W.97.5 with fumé transparent glass City Glass doors, slate external side panel, sesame interiors

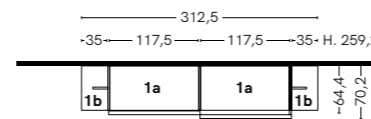


SM005

P.80

Armadio Alterna scorrevole 1a. Modulo L.117,5 anta scorrevole Mondrian profili bianco pannelli e finitura esterna bianco talco, interni sesamo **1b.** Terminale con appendino bianco e bianco talco

Alterna sliding door wardrobe 1a. Module W.117.5 with Mondrian sliding door with white trims, talc white panels and exterior finish, sesame interiors **1b.** White and talc white end module with hanging rail

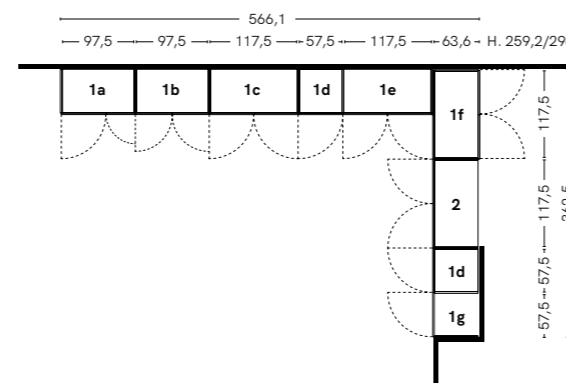



SM007

P.82

Armadio Alterna battente 1a. Modulo L. 97,5 cm con ante stagionali anta Plana maniglia Virgola cashmere **1b.** Modulo L. 97,5 cm con anta differenziata e cassetti anta Plana maniglia Virgola cashmere **1c.** Modulo elettrodomestici doppi L.117,5 cm anta Plana maniglia Virgola cashmere **1d.** Modulo di servizio L. 57,5 cm anta Plana maniglia Virgola cashmere **1e.** Modulo L.117,5 cm anta Plana maniglia Virgola cashmere **1f.** Modulo L.117,5 cm anta Plana maniglia Virgola cashmere, ante di finitura retro cashmere **1g.** Anta ripostiglio Plana maniglia Virgola cashmere **2.** Ante di chiusura battenti L. 117,5 maniglia Virgola cashmere

Alterna hinged door wardrobe 1a. Module W.97.5 with cashmere Plana split doors and Virgola handles **1b.** Module W.97.5 cm with cashmere Plana doors in different widths and drawer fronts with Virgola handles **1c.** Double household appliance module W.117.5 cm in cashmere with Plana doors and Virgola handles **1d.** Cashmere utility module W.57.5 cm with Plana door and Virgola handle **1e.** Cashmere module W.117.5 cm with Plana door and Virgola handle **1f.** Cashmere module W.117.5 cm with Plana doors and Virgola handles plus rear finishing panels **1g.** Plana cupboard door in cashmere with Virgola handle **2.** Hinged doors W.117.5 with Virgola handles, in cashmere

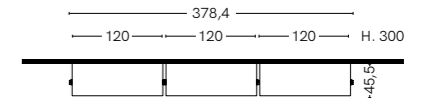


SM010

P.86

Windy Sistema con palo a soffitto: pali, reggimensole e appendiabiti brunito, mensole sp.2,8 cm pomice, contenitori vassoi Trai 45 pomice con frontali in vetro

Windy System with floor-to-ceiling poles: burnished poles, shelf brackets and hanging rails, 2.8 cm thick pumice shelves, pumice Trai 45 trays with glass fronts

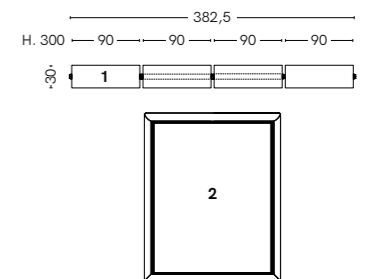


SM2100

P.90

1. Windy Sistema con palo a soffitto: pali, reggimensole e appendiabiti brunito, mensole sp.2,8 cm pomice, pannelli Siparium tessuto Creta C06 **2. Blunt** Letto imbottito: tessuto Creta C06, gambe Ruler brunite

1. Windy System with floor-to-ceiling poles: burnished poles, shelf brackets and hanging rails, 2.8 cm thick pumice shelves, Siparium panels in Creta C06 fabric **2. Blunt** Padded bed: Creta C06 fabric, burnished Ruler legs

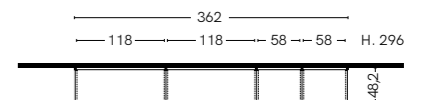


SM013

P.94

Flexy Easy Sistema a cremagliera: montanti e reggimensole brunito, mensole arena, contenitori cassetti e portacamicia anta Plana push&pull arena

Flexy Easy Slotted rail system: burnished uprights and shelf brackets, arena shelves, arena units with drawers with Plana push&pull fronts and shirt shelves

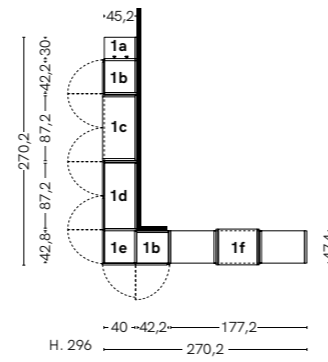


SM2220

P.100

Freespace 1a. Modulo a terra terminale L.30 blu con appendiabiti brunito **1b.** Modulo a terra L.42,2 blu anta Gola blu **1c.** Modulo a terra L.87,2 blu e nicchia noce con cuscino tessuto Funny S53 **1d.** Modulo a terra L.87,2 blu anta Gola blu, nicchia ad angolo noce **1e.** Modulo angolo esterno blu anta Plana push&pull **1f.** Modulo a terra L.177,2 bifacciale blu con nicchia bifacciale noce e ripiani in vetro

Freespace 1a. Blue floor-level end module W.30 with burnished hanging rail **1b.** Blue floor-level module W.42.2 with Gola doors **1c.** Blue floor-level module W.87.2 with a walnut niche and a cushion in Funny S53 fabric **1d.** Blue floor-standing module W.87.2 with Gola doors, walnut corner niche **1e.** Blue external corner module with Plana push&pull door **1f.** Blue, double-sided, floor-level module W.177.2 featuring a double-sided open niche in walnut with glass shelves


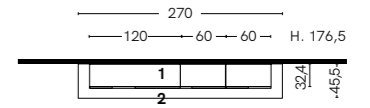


SM2223

P.114

1. Vuotopieno Pensili H.36,8 P.32,4 pomice e carbone **2. Madia** Contenitori anta Grip pomice con profilo brunito, struttura in metallo brunito L.270 P.45,5

1. Vuotopieno Wall units H.36,8 D.32.4 in pumice and charcoal **2. Sideboard** Units with Grip fronts in pumice with burnished profile, burnished metal carcass W.270 D.45.5

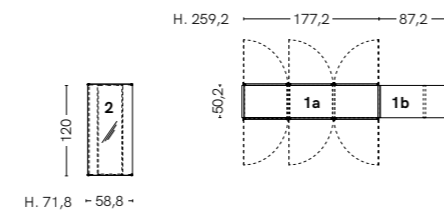


SM2222

P.106

Freespace 1a. Modulo a terra bifacciale con ante City Glass brunito vetro trasparente fumé L.177,2 P.50,2 noce **1b.** Modulo a terra bifacciale L.82,2 P.42,8 noce **2. Sign** Scrittoio struttura in metallo brunito, piano in vetro brunito opaco

Freespace 1a. Walnut, double-sided, floor-level module with City Glass doors in fumé transparent glass with burnished frames W.177.2 D.50.2 **1b.** Double-sided floor-level module W.82.2 D.42.8 in walnut **2. Sign** Desk with a burnished metal structure and a matt burnished glass top


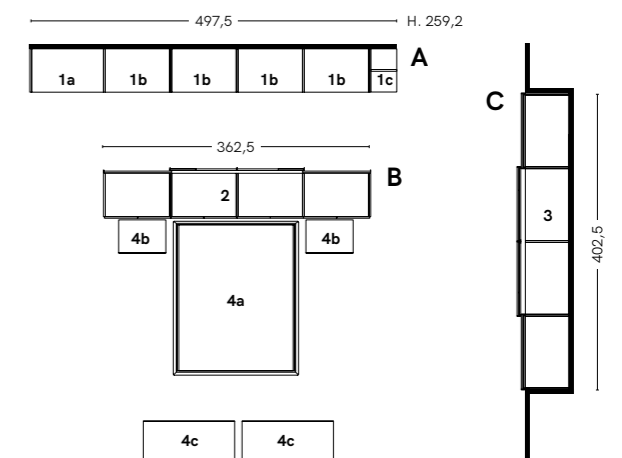


SM2014

P.118

Cabina Free 1a. Modulo L.97,5: fianchi e ripiani noce, schiene sesamo **1b.** Modulo L.87,5: fianchi, cassettiere e ripiani noce, appendiabiti brunito, schiene sesamo **1c.** Modulo terminale con appendino: appendiabiti brunito, base appendiabiti noce **2. Armadio Alterna scorrevole** Composizione 4 ante: ante scorrevoli centrali Double Glass profili brunito pannelli cretto cashmere e vetro cashmere opaco; ante scorrevoli esterne Mixer profili brunito pannelli cretto cashmere; ante di finitura posteriori cretto cashmere; fianchi a finire cashmere **3. Armadio Alterna scorrevole** Composizione 4 ante: ante scorrevoli centrali Mondrian profili brunito, pannelli cashmere; ante scorrevoli esterne Compass profili brunito, pannelli cashmere; fianchi a finire cashmere **4a. Letto Slim** Letto imbottito: tessuto Smack S08 **Comodini 4b. Set** L.64: struttura, cassetti e top cashmere **4c. Comò Set** L.124: struttura, cassetti e top cashmere

Free walk-in closet 1a. Modulo W.97.5: walnut side panels and shelves, sesame back panels **1b.** Module W.87.5: walnut side panels, drawer units and shelves, burnished hanging rails, sesame back panels **1c.** End module with hanging rail: burnished hanging rail, walnut base **2. Alterna sliding door wardrobe** 4-door configuration: Double Glass central doors, burnished trims, cretto cashmere and matt cashmere glass panels; Mixer side doors with burnished trims and cretto cashmere panels; cretto cashmere rear finishing panels; cashmere finishing side panels, sesame interior finish. **3. Alterna sliding door wardrobe** 4-door configuration: Mondrian central sliding doors with burnished trims and cashmere panels; Compass outer sliding doors with burnished edges and cashmere panels; cashmere finishing side panels **4a. Slim bed** Padded bed: Smack S08 fabric **Bedside tables 4b. Set** W.64: cashmere carcass, drawers and top **4c. Set chest of drawers** W.124: cashmere carcass, drawers and top

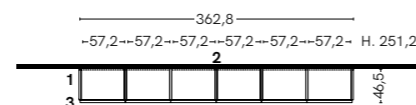


SM2221

P.110

1. Freespace Modulo sospeso L.57,2 H.110,4 P. 46,5 anta ribalta City Glass brunito vetro trasparente fumé **2. Modulor** Pannello L.120 H.110,4 blu **3. Basi a terra** Cassettone anta Plana push&pull H.29,2 L.120 P.45,5 blu con top sp.1,2 cm blu

1. Freespace Wall-hung module W.57.2 H.110.4 D.46.5 with drop-down City Glass doors with fumé transparent glass and burnished frames **2. Modulor** panel W.120 H.110.4 in blue **3. Floor-level base units** Deep drawers with Plana push&pull fronts H.29.2 W.120 D.45.5 in blue, with a blue, 1.2 cm thick top

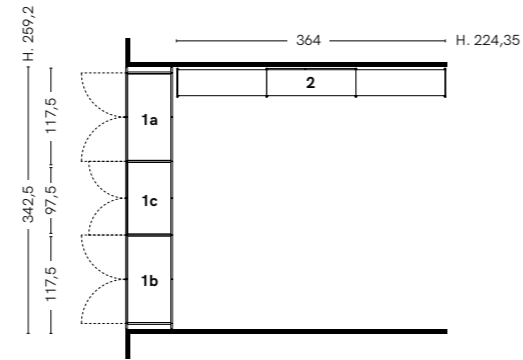


SM2016

P.130

Armadio Alterna battente **1a.** Modulo L.117,5: anta Glass Vetro specchio argentato, maniglie e profili brunito, fianchi a finire e ante di finitura posteriori ardesia **1b.** Modulo L.117,5: anta Plana ardesia, apertura push&pull, fianchi a finire e ante di finitura posteriori ardesia **1c.** Modulo passaggio L.97,5: anta Plana ardesia, apertura push&pull, ante di finitura posteriori ardesia **2. Libreria Image** Sistema a giorno: struttura verniciato bianco gofrato, ripiani metallo verniciato bianco gofrato sp.1,5 mm

Alterna hinged door wardrobe **1a.** Module W.117.5; Glass door Silver mirror glass, burnished handles and edges, slate finishing side panels and rear finishing panels **1b.** Module W.117.5: slate Plana push&pull door, finishing side panels and rear finishing panels in slate **1c.** Doorway module W.97.5: slate Plana push&pull door, slate rear finishing panels **2. Image bookcase** Open system: embossed white painted structure, 1.5 mm thick embossed white painted metal shelves


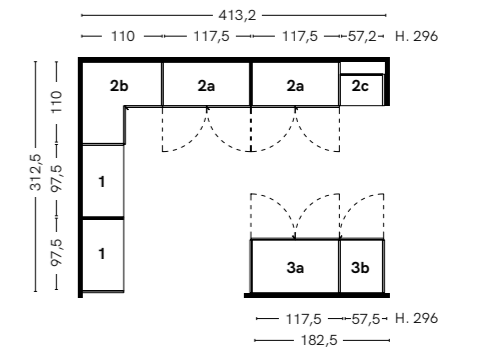


SM2017

P.136

1. Cabina Free Modulo L.97,5: fianchi e ripiani inclinati porta scarpe sesamo **Armadio Alterna battente** **2a.** Modulo a due cassettoni L.117,5: anta Plana bianco talco, maniglia Virgola bianco talco **2b.** Modulo angolo: anta Plana bianco talco, maniglia Virgola bianco talco **2c.** Modulo libreria di collegamento L.57,2: bianco talco **Armadio Alterna battente** **3a.** Modulo elettrodomestici L.117,5 con asse da stiro: anta Plana bianco talco, maniglie Virgola bianco talco **3b.** Modulo di servizio L.57,5: anta Plana bianco talco, maniglie Virgola bianco talco

1. Free walk-in closet Module W.97.5: sesame side panels and inclined shoe shelves **Alterna hinged door wardrobe** **2a.** Module with two deep drawers W.117.5: talc white Plana door, talc white Virgola handles **2b.** Corner module: talc white Plana door, talc white Virgola handle **2c.** Connecting bookcase module W.57.2: in talc white **Alterna hinged door wardrobe** **3a.** Household appliance module W.117.5 with ironing board: talc white Plana door, talc white Virgola handles **3b.** Utility module W.57.5: talc white Plana door, talc white Virgola handles

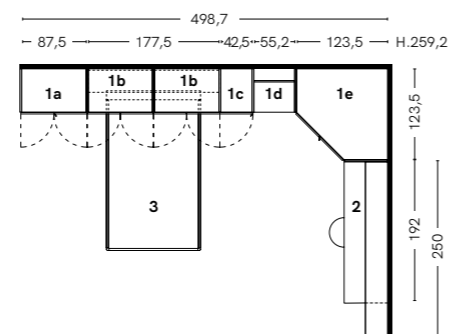


SM2015

P.134

Armadio Alterna battente **1a.** Modulo L.87,5: anta Plana e fianchi arena, maniglia Virgola arena **1b.** Modulo ponte L.177,5: anta Plana arena, pannello sottoponte e mensola noce **1c.** Modulo L.42,5: anta Plana e fianchi arena, maniglia Virgola arena **1d.** Modulo libreria di collegamento: arena, ripiani noce **1e.** Modulo angolo spogliatoio: anta Plana, maniglia Virgola arena **2. Scrittoio** sp.5 cm a misura L.192 con mensola sp.5 cm noce **3. Letto Soft** L.128: giroletto H.19 cm Ring 45° arena con rete alzante, testata imbottita tessuto Smack 01

Alterna hinged door wardrobe **1a.** Module W.87.5: arena Plana doors and side panels, arena Virgola handle **1b.** Overhead module W.177.5: arena Plana doors, walnut panels below overhead module and shelf **1c.** Module W.42.5: arena Plana doors and side panels, arena Virgola handle **1d.** Connecting bookcase module: arena finish, walnut shelves **1e.** Corner dressing room module: arena Plana doors and Virgola handle **2. Desk** 5cm thick made-to-measure W.192 with 5 cm thick shelves in walnut **3. Soft bed** W.128 with H.19 cm arena bed frame with 45° joints with lift-up base and padded headboard upholstered in Smack 01 fabric


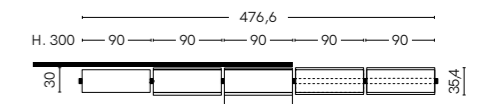


SM2224

P.142

Windy Sistema con palo a soffitto: pali, reggimensole e appendiabiti brunito, mensole sp.2,8 cm carbone, contenitori anta ribalta Plana push&pull noce, contenitori anta vasistas City Glass noce, vetro trasparente fumé e telaio brunito; pannello Siparium tessuto Smack S03 con sacca porta oggetti tessuto Creta C06, scrittoio noce

Windy System with floor-to-ceiling poles: burnished poles, shelf brackets and hanging rails, 2.8 cm thick charcoal shelves, walnut units with Plana push&pull drop-down doors, walnut units with City Glass lift-up doors in fumé transparent glass with a burnished frame; Siparium panel upholstered in Smack S03 fabric with Creta C06 fabric hanging organisers; walnut desk

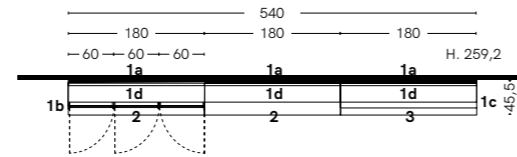


SM2225

P.146




Modulor 1a. Pannelli carbone: pannello L.180 H.55,2; pannello L.180 H.110,4; pannello L.180 H.73,6 **1b.** Pensili anta battente City Glass brunito vetro trasparente fumé H.55,2 L.60 struttura pomice **1c.** Base sospesa anta ribalta Plana push&pull H.36,8 P.45,5 noce piano top sp.1,2 cm noce **1d.** Mensole in metallo brunito L.180 P.25 **2.** Base sospesa Basi sospese anta ribalta Plana push&pull L.180 H.27,6 P.45,5 noce con piano top sp.1,2 cm noce **3.** **Unoedue** Basi sospese a giorno L.90 P.45,5 noce piano top sp.1,2 cm noce



Modulor 1a. Charcoal panels: panel W.180 H.55,2; panel W.180 H.110,4; panel W.180 H.73,6 **1b.** Wall units with City Glass hinged doors in fumé transparent glass with burnished frames H.55,2 W.60 and pumice carcass **1c.** Wall-hung base unit with push&pull drop-down Plana doors in walnut H.36,8 D.45,5 with 1.2 cm thick walnut top **1d.** Shelves in burnished metal L.180 D.25 **2.** **Wall-hung base unit** Wall-hung base units with push&pull drop-down Plana doors W.180 H.27,6 D.45,5 in walnut W.180 H.27,6 D.45,5 with 1.2 cm thick walnut top **3.** **Unoedue** Open wall-hung base units W.90 D.45,5 in walnut; 1.2 cm thick walnut top

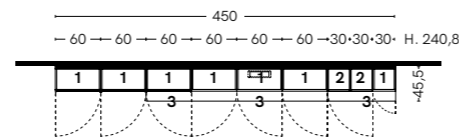
SM2226

P.150



1. Pensili Anta battente Plana push&pull carbone: pensile H.110,4 L.60, pensile H.73,6 L.60, pensile H.184 L.30 P.32,4. Pensile anta battente City Glass brunito e vetro trasparente fumé H.110,4 L.60 P.33,7 struttura mattone **2. Unoedue** Pensile a giorno H.110,4 L.30 P.32,4 mattone **3. Basi a terra** Cassettoni anta Plana push&pull carbone con top sp.1,2 cm carbone: base H.38,4 L.60 P.45,5, base H.38,4 L.180 P.45,5 base H.38,4 L.90 P.45,5

1. Wall units Wall unit with Plana push&pull hinged door in charcoal: wall unit H.110,4 W.60, wall unit H.73,6 W.60, wall unit H.184 W.30 D.32,4. Wall units with City Glass hinged doors with fumé transparent glass and burnished frames H.110,4 W.60 D.33,7 with brick carcass **2. Unoedue** Open wall unit H.110,4 W.30 D.32,4 in brick **3. Floor-level base units** Charcoal deep drawers with Plana push&pull fronts and 1.2 cm thick charcoal top: base unit H.38,4 W.60 D.45,5, base unit H.38,4 W.180 D.45,5 base unit H.38,4 W.90 D.45,5



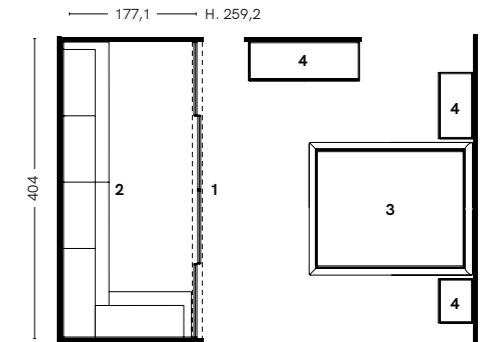
SM2007

P.154



1. Chiusura scorrevole Binario e telaio brunito, ante vetro trasparente bronzato, a misura **2. Cabina Flexy** Sistema con pannello schienale: pannelli cretto cashmere, reggimensole e appendiabiti brunito, mensole sp.2,8 cm, panca, cassettiere sospese, portapantaloni e vassoio estraibile arena **3. Letto Blunt** Letto imbottito: tessuto Fog art.632, gambe Raked brunito **4. Complementi Grip** Comò L.150, comodini L.45 e L.90: struttura, cassetti e profilo arena, top vetro brunito lucido

1. Sliding doors Burnished track and frame, bronze transparent glass doors, made-to-measure **2. Flexy walk-in closet** System with back panels: cretto cashmere panels, burnished shelf brackets and hanging rails, 2.8 cm thick shelves, baseboard, wall-hung drawer units, trouser racks and pull-out trays in arena **3. Blunt bed** Padded bed: Fog art. 632 fabric, burnished Raked legs **4. Grip complementary furniture** Chest of drawers W.150, bedside tables W.45 and W.90: arena carcass, drawers and profiles, glossy burnished glass tops



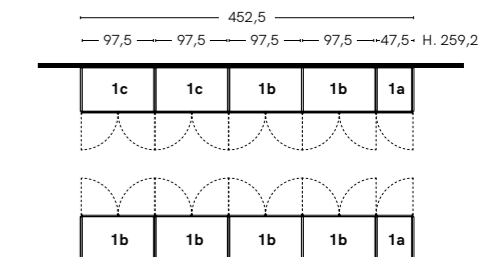
SM2008

P.162



Armadi Alterna battenti 1a. Modulo L.47,5: ante City pannello cocò e profili brunito, fianco esterno arena **1b.** Modulo L.97,5: ante City pannello cocò e profili brunito **1c.** Modulo L.97,5: ante City Glass vetro trasparente fumé e telaio brunito, fianco esterno arena

Alterna hinged door wardrobes 1a. Modulo W.47,5: City doors with cocò panels and burnished frames, arena end panels **1b.** Modulo W.97,5: City doors with cocò panels and burnished frames **1c.** Modulo W.97,5: City Glass doors with fumé transparent glass and burnished frames, arena end panels

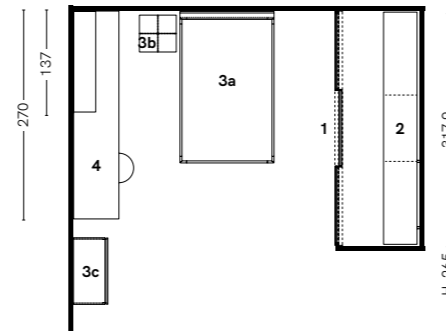


SM2010

P.168

1. Chiusura scorrevole Binario e profilo titanio spazzolato, ante ottanio, a misura **2. Cabina Flexy Easy** Sistema a cremagliera: montanti, reggimensole e appendiabiti brunito; mensole, panca, portacamicia e cassettiere sospese olmo sand **3a. Letto Fold** L.128: giroletto con gamba 45° ottanio, testata ottanio con cuffia Klee tessuto Funny S53 **3b. Comodino Tic** piano top ottanio, gambe brunito **3c. Settimanale Lucky** ottanio, gambe brunito **4. Scrivitoio sospeso** sp.5 cm con cassettiera di sostegno olmo sand, mensole olmo sand

1. Sliding doors Brushed titanium track and edges, octane doors, made-to-measure **2. Flexy Easy walk-in closet** Slotted rail system: burnished uprights, shelf brackets and hanging rails; shelves, baseboard, shirt shelves and wall-hung drawer units in sand elm **3a. Fold bed** W.128: octane bed frame with 45° legs, octane headboard with Klee slipcover in Funny S53 fabric **3b. Tic bedside table** with octane top and burnished legs **3c. Lucky narrow drawer chest** in octane with burnished legs **4. 5 cm thick, sand elm floating desk** with drawer unit support, sand elm shelves

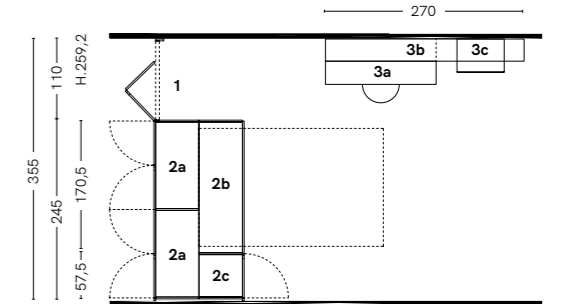


SM2011

P.178

1. Chiusura a soffietto Anta Break bianco talco e maniglia bianco, a misura **Armadio Alterna battente 2a.** Modulo L.117,5: anta Break bianco talco, maniglie bianco **2b.** Modulo letto a ribalta L.170,5: per rete 160x200, bianco talco, apertura push&pull **2c.** Modulo L.57,5: anta Plana bianco talco, apertura push&pull **3a. Scrivitoio sospeso** H.46 L.150 olmo sand **3b. Mensole** olmo sand **3c. Settimanale Set** L.64 olmo sand

1. Folding doors Break door in talc white with white handle, made-to-measure **Hinged door wardrobe 2a.** Module W.117.5: Break door in talc white, white handles **2b.** Wall bed module W.170.5: for bed base 160x200, talc white, push&pull **2c.** Module W.57.5: Plana push&pull door in talc white **3a. Floating desk** H.46 W.150 in sand elm **3b. Shelves** in sand elm **3c. Set narrow drawer chest** W.64 in sand elm

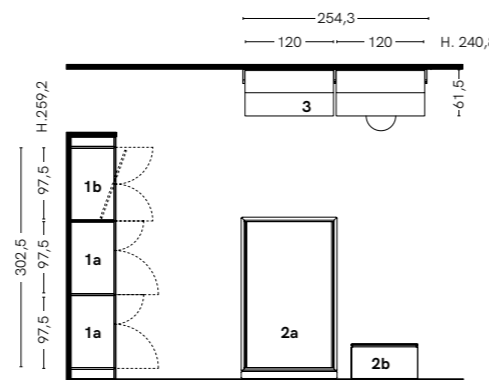


SM2209

P.174

Armadio Alterna battente 1a. Moduli L.97,5: anta Plana a larghezza differenziata olmo ash, apertura push&pull **1b.** Modulo TV L.97,5: pannello orientabile, anta Plana, cassetto, cassettoni e vano a giorno olmo ash, apertura push&pull **2a. Letto Icon Big** Letto imbottito: tessuto Funny S51 **2b. Complementi Lucky** Comodino L.90: olmo ash, gambe metallo bianco **3. Cabina Windy** Sistema con palo a parete: pali e reggimensole brunito, mensole sp.2,8 cm e piano scrivitoio sp.5 cm olmo ash

Alterna hinged door wardrobe 1a. Modules W.97.5: Ash elm Plana push&pull doors in different widths **1b.** TV module W.97.5: swivel panel, ash elm push&pull Plana door, drawer, deep drawers plus open compartment **2a. Icon Big bed** Padded bed: in Funny S51 fabric **2b. Lucky complementary furniture** Ash elm Lucky bedside table W.90 with white metal legs **3. Windy walk-in closet** System with floor-to-wall poles: burnished poles and shelf brackets, 2.8 cm thick shelves and 5 cm thick desk in ash elm

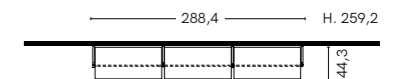


SM2013

P.184

Cabina Windy Sistema con palo a parete: pali, reggimensole e appendiabiti brunito, mensole sp.2,8 cm pomice

Windy walk-in closet System with floor-to-wall poles: burnished poles, shelf brackets and hanging rails, 2.8 cm thick pumice shelves



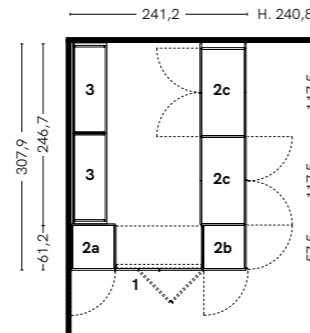
SM2004

P.190



1. **Chiusura a soffietto** Anta Mixer e profilo ottanio, a misura **Armadio Alterna battente 2.a** Modulo L.57,5: anta Plana ottanio, apertura push&pull **2.b** Modulo angolo esterno: anta Mixer e profilo ottanio **2.c** Modulo L.117,5: anta Mixer e profilo ottanio, ante di finitura posteriori ottanio **3. Cabina Flexy** Sistema con pannello schienale: pannelli cocò, reggimensole e appendiabiti brunito, mensole sp.2,8 cm, panca, portacamicia ottanio

1. **Folding door** Octane doors and edges, made-to-measure **Alterna hinged door wardrobe 2.a** Module W.57.5: octane Plana push&pull door **2.b** External corner module: Mixer doors with octane edges **2.c** Module W.117.5: octane Mixer doors and edges, octane rear finishing panels **3. Flexy walk-in closet** System with back panels: cocò panels, burnished shelf brackets and hanging rails, octane 2.8 cm thick shelves, baseboard, shirt shelves



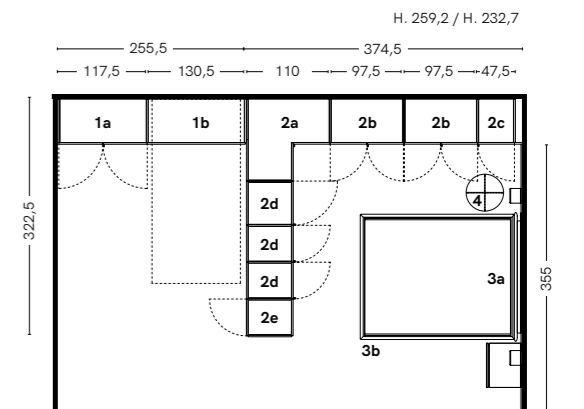
SM2005

P.198



Armadio Alterna battente 1a. Modulo scrittoio L.117,5: anta Plana ottanio, maniglia Bench lignum dark **1b.** Modulo letto a ribalta L.130,5: per rete 120x200, ottanio, apertura push&pull **2a.** Modulo angolare: anta Plana ottanio, maniglia Bench lignum dark, con ante di finitura posteriore **2b.** Modulo a 2 cassetti L.97,5: anta Plana ottanio, maniglia Bench lignum dark, cassettoni Plana+Grip con profilo ottanio **2c.** Modulo L.47,5: anta Plana ottanio, maniglia Bench lignum dark **2d.** Modulo con riduzione a misura in altezza e ante di finitura posteriore: anta Plana ottanio, maniglia Bench lignum dark **2e.** Modulo mansardato L.47,5: anta Plana ottanio, apertura push&pull, con ante di finitura posteriore **Letto 3a.** Pannelli testate: pannello melaminico lignum dark con led, testata imbottita trapuntata Mirò tessuto Funny S52, accessori da aggancio ottanio, comodo Gap lignum dark, distanziale in metallo brunito **3b.** Giroletto: giroletto imbottito H.32 tessuto Funny S52 **4. Comodino Tac** piano top ardesia, gambe brunito

Alterna hinged door wardrobe 1a. Desk module W.117.5: octane Plana doors, lignum dark Bench handle **1b.** Wall bed module W.130.5: for bed base 120x200, in octane, push&pull **2a.** Corner module: octane Plana door, lignum dark Bench handle, with rear finishing panels **2b.** 2-drawer module W.97.5: octane Plana door, lignum dark Bench handle, Plana+Grip deep drawers with octane profile **2c.** Module W.47.5: octane Plana door, lignum dark Bench handle **2d.** Module with custom height reduction and rear finishing panels: octane Plana doors, lignum dark Bench handles **2e.** Sloping modules W.47.5: octane Plana push&pull doors with rear finishing panels. **Bed 3a.** Headboard panels: lignum dark melamine headboard panels with led lights, Mirò quilted headboard upholstered in Funny S52 fabric, octane hanging accessories, lignum dark Gap bedside tables, burnished metal spacer **3b.** Bed frame: padded bed frame H.32 upholstered in Funny S52 fabric **4. Tac** bedside table with slate top and burnished legs



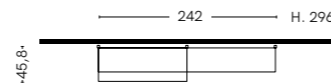
SM2006

P.196



Cabina Flexy Easy Sistema a cremagliera: montanti e reggimensole brunito, mensole ottanio

Flexy Easy walk-in closet slotted rail system: burnished uprights and shelf brackets, octane shelves

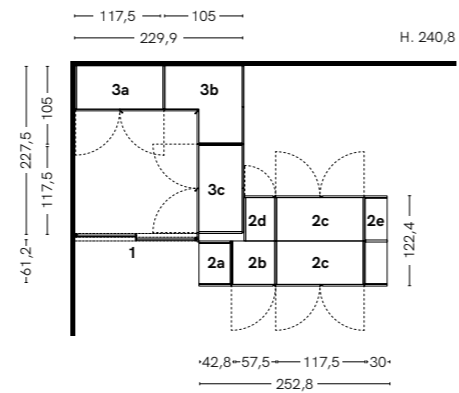


SM2002

P.212

1. Chiusura scorrevole Binario e profili bianco, ante pomice, a misura
Armadio Alterna battente 2a. Modulo terminale libreria: pomice con appendiabiti estraibile **2b.** Modulo L.57,5: anta Gola pomice **2c.** Modulo L.117,5: anta Gola pomice **2d.** Modulo L.39,3: su misura, anta Gola pomice **2e.** Modulo terminale libreria doppia: pomice **3a.** Modulo elettrodomestici L.117,5: anta Plana pomice, maniglia Inclina pomice **3b.** Modulo angolare: anta Plana pomice, maniglia Inclina pomice **3c.** Modulo L.117,5: anta Plana pomice, maniglia Inclina pomice

1. Sliding doors Whitetrack and edges, pumice doors, made-to-measure
Alterna hinged door wardrobe 2a. End bookcase module: pumice with pull-out hanging rail **2b.** Module W.57.5: pumice Gola door **2c.** Module W.117.5: pumice Gola door **2d.** Module W.39.3: made-to-measure, pumice Gola door **2e.** Double end bookcase module: in pumice **3a.** Household appliance module W.117.5: pumice Plana doors, pumice Inclina handle **3b.** Corner module: pumice Plana door, pumice Inclina handle **3c.** Module W.117.5: pumice Plana doors, pumice Inclina handle

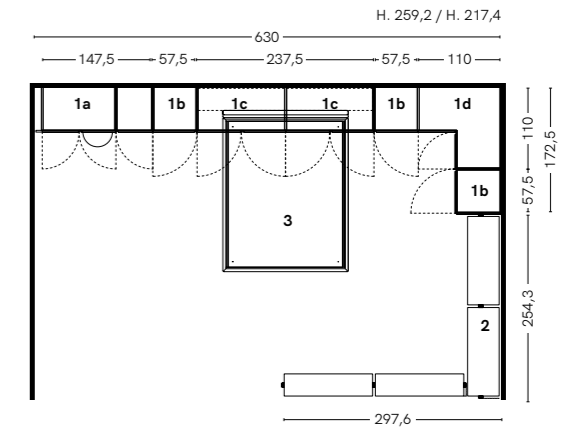


SM2001

P.220

Armadio Alterna battente 1a. Modulo ponte L.147,5: anta Plana pomice, pannelli ponte pomice, piano scrittoio sp.5 cm arena e mensola **1b.** Modulo L.57,5: anta Gola pomice **1c.** Modulo ponte L.237,5: anta Plana pomice **1d.** Modulo angolare: anta Gola pomice **2. Cabina Windy** Sistema con palo a soffitto a misura: pali e reggimensole brunito, mensole arena **3. Letto Luk Big** Letto imbottito con giroletto H.19: tessuto Funny S59, gambe Topper brunito

Alterna hinged door wardrobe 1a. Overhead module W.147.5: pumice Plana doors, pumice panels under overhead modules; 5 cm thick arena desk and shelf **1b.** Module W.57.5: pumice Gola door **1c.** Overhead module W.237.5: pumice Plana doors **1d.** Corner module: pumice Gola door **2. Windy walk-in closet** System with made-to-measure floor-to-ceiling poles: burnished poles and shelf brackets, arena shelves **3. Luk Big bed** Upholstered bed with 19 cm high bed frame upholstered in Funny S59 fabric, burnished Topper legs

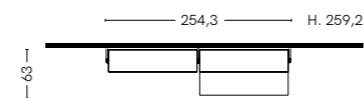


SM2003

P.218

Cabina Windy Sistema con palo a parete: pali e reggimensole brunito, ripiani Trai 45 sp.3,5 cm con telaio in alluminio brunito e vetro trasparente, piano scrittoio sp.5 cm arena

Windy walk-in closet System with floor-to-wall poles: burnished poles and shelf brackets, 3.5 cm thick Trai 45 shelves with burnished aluminium frames and transparent glass. 5 cm thick arena floating desk.



FINITURE FINISHES

RICERCA DI COLORI E MATERIALI DI ALTA QUALITÀ, FINITURE ECOSOSTENIBILI DALLA FACILE PULIZIA E DALLE ECCEZIONALI DOTI DI RESISTENZA E REALIZZATI CON TECNOLOGIE D'AVANGUARDIA.


OURS IS A QUEST FOR TOP-QUALITY COLOURS AND MATERIALS, EASY-TO-CLEAN, VERY RESISTANT, ECO-SUSTAINABLE FINISHES PRODUCED USING CUTTING-EDGE TECHNOLOGIES.

FRONTALI LISCI E MATERICI PLAIN AND TEXTURED FRONTS

FINITURE LISCE PLAIN FINISHES



FINITURE MATERICHE TEXTURED FINISHES




*** FINITURA CARBONE NON DISPONIBILE PER ARMADI, LETTI E COMPLEMENTI;
CRETTO CASHMERE E COCÒ NON DISPONIBILI IN STRUTTURA.**
THE CHARCOAL FINISH IS NOT AVAILABLE FOR WARDROBES, BEDS AND COMPLEMENTARY FURNITURE; CRETTO CASHMERE AND COCÒ ARE NOT AVAILABLE FOR CARCASES.

FRONTALI VETRO
GLASS FRONTS

VETRO ANTE CITY GLASS
GLASS FOR CITY GLASS DOORS



SPECCHIO ANTE GLASS
MIRROR FOR GLASS DOORS



VETRI LUCIDI E OPACHI ANTE GLASS
GLOSSY AND MATT GLASS FOR GLASS DOORS

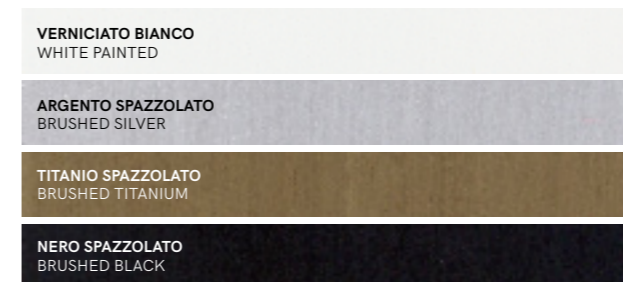


FRONTALI VETRO PER CHIUSURE SCORREVOLI
GLASS FRONTS FOR SLIDING DOORS

VETRI
GLASS




TELAI E BINARI IN ALLUMINIO
FRAMES AND TRACKS IN ALUMINIUM




INTERNO ARMADI ALTERNA, SCOCCA E ATTREZZATURA INTERNA
ALTERNA WARDROBE INTERIORS, CARCASES AND INTERIOR FITTINGS

NOCE*
WALNUT*




SESAMO
SESAME



* DISPONIBILE SOLO CON ESTERNI NOCE, BIANCO TALCO, POMICE, CASHMERE
AVAILABLE WITH WALNUT, TALC WHITE, PUMICE AND CASHMERE EXTERIORS ONLY

TESSUTI FABRICS

FRISBY
TESSUTI IDROREPELLENTI
WATERPROOF FABRICS



BLOOM
ECOPELLE
ECO-LEATHER



FUNNY
TESSUTI COTONE RICICLATO
RECYCLED COTTON FABRIC



SMACK
TESSUTI ANTIMACCHIA
ANTI-STAIN FABRICS



CRETA
TESSUTI MISTO LINO
LINEN BLEND FABRIC



PER I COLORI, I MATERIALI E GLI ASPETTI TECNICI,
FARE RIFERIMENTO AI LISTINI PREZZI E RELATIVI AGGIORNAMENTI.
FOR COLOURS, MATERIALS AND TECHNICAL SPECIFICATIONS
PLEASE REFER TO OUR PRICE LISTS AND TO THEIR UPDATES.

ART DIRECTION
WE ARE DESIGN

PHOTO
Fausto Trevisan

IMAGES
Nudesign

STYLING
Luigina Pilloni
Laura Pasqualato

PRINT
Grafiche Antiga

EDITION
CAT 0123



100% MADE IN ITALY



Via Marosticana, 9
31010 Maser - TV - Italy
Tel. +39 04239255
info@zalf.com



Via Circonvallazione, 21
31020 Falzè di Piave - TV - Italy
Tel. +39 04389861
info@euromobil.com



Via Piave, 25
31028 Tezze di Piave - TV - Italy
Tel. +39 0438 2817
info@desiree.com

gruppoeuromobil.com

ZALF.COM