


FLEXY EASY  
FLEXY EASY



scheda tecnica data sheet

Fascia 1 Price range 1

finitura liscia plain finish




bianco talco  
talc white

pomice  
pumice

cashmere

Fascia 2 Price range 2

finitura liscia plain finish



arena

selce  
flint


agave

ottanio  
octane

terracotta

lava

finiture materiche textured finishes



rovere natural  
natural oak

noce  
walnut

lignum dark

opus calce  
opus lime

opus cemento  
opus concrete

opus mattone  
opus brick


I nuovi colori Agave, Terracotta e Lava sono disponibili per:

- tutti gli elementi in melaminico
- maniglie tipo R, tipo F, BENCH, SHANGHAI, tipo M, RULER, VIRGOLA (da pag. 12 a pag. 25)
- maniglie a profilo GOLA e GRIP con le medesime maggiorazioni previste per i colori di fascia 2 (pag. 27-28)
- pensili LINEA con le medesime maggiorazioni previste per i colori di fascia 2 (pag. 164-165)

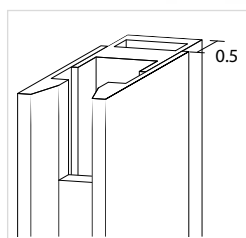
New finishes Agave, Terracotta and Lava are available for:

- all the melamine elements
- type R, type F, BENCH, SHANGHAI, type M, RULER, VIRGOLA handles (from page 12 to page 25)
- handles and profiles GOLA and GRIP with the same price increase of the colors in price range 2 (pages 27-28)
- LINEA hanging elements with the same price increase of the colors in price range 2 (pages 164-165)

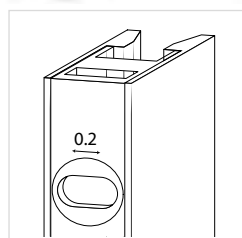
LIVING



CABINA ARMADIO  
WALK-IN-CLOSET



Regolazioni: +0.5 cm in profondità  
Adjustments: +0.5 cm in depth



Regolazioni:  $\pm 0.2$  cm in larghezza  
Adjustments:  $\pm 0.2$  cm in width

INFORMATION

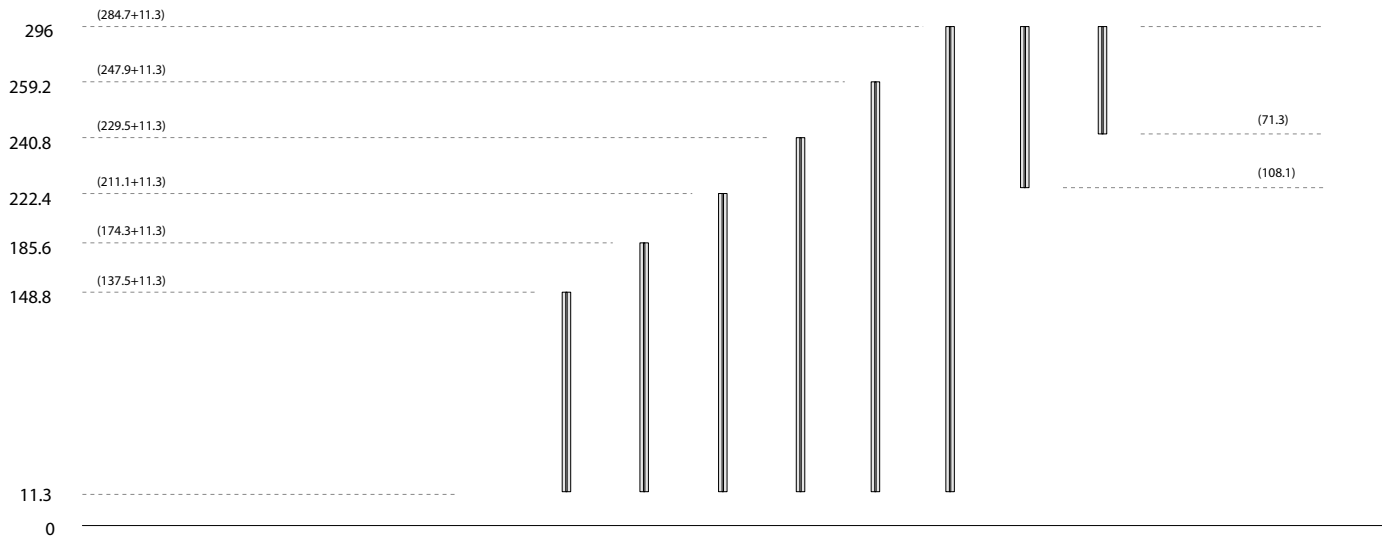
Per il fissaggio in sicurezza di questo sistema è importante verificare, preventivamente, l' idoneità della parete di resistere alle forze/peso che vanno a gravare sulla stessa.  
"Before fixing this system, check that the wall to which it will be attached is suitable for the strain/weight it will have to carry."

La portata massima delle mensole/ripiani è di 20 kg per metro lineare.  
Max capacity of shelves is 20 kg per lin. metre.

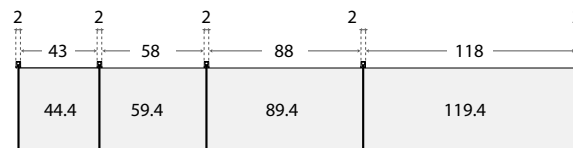
NON SONO POSSIBILI RIDUZIONI A MISURA  
MADE-TO-MEASURE REDUCTIONS NOT POSSIBLE

FERRAMENTA IN DOTAZIONE  
Compresa ferramenta necessaria per il fissaggio a muro  
SUPPLIED HARDWARE  
Hardware for wall fixing included

ALTEZZE | HEIGHTS

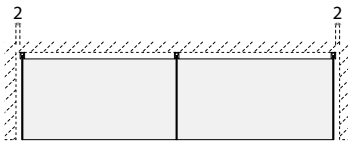


LARGHEZZE | WIDTHS



ESEMPIO IN NICCHIA ORIZZONTALE | EXAMPLE IN HORIZONTAL NICHE

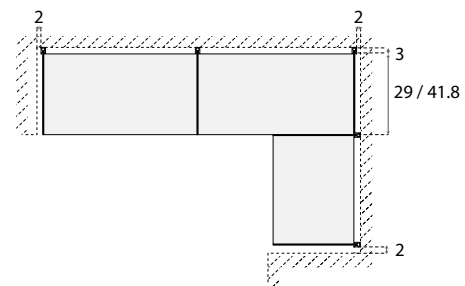
Distanza montante da parete  
Distance of upright from wall



Distanza montante da parete  
Distance of upright from wall

ESEMPIO IN NICCHIA AD ANGOLO | EXAMPLE IN CORNER NICHE

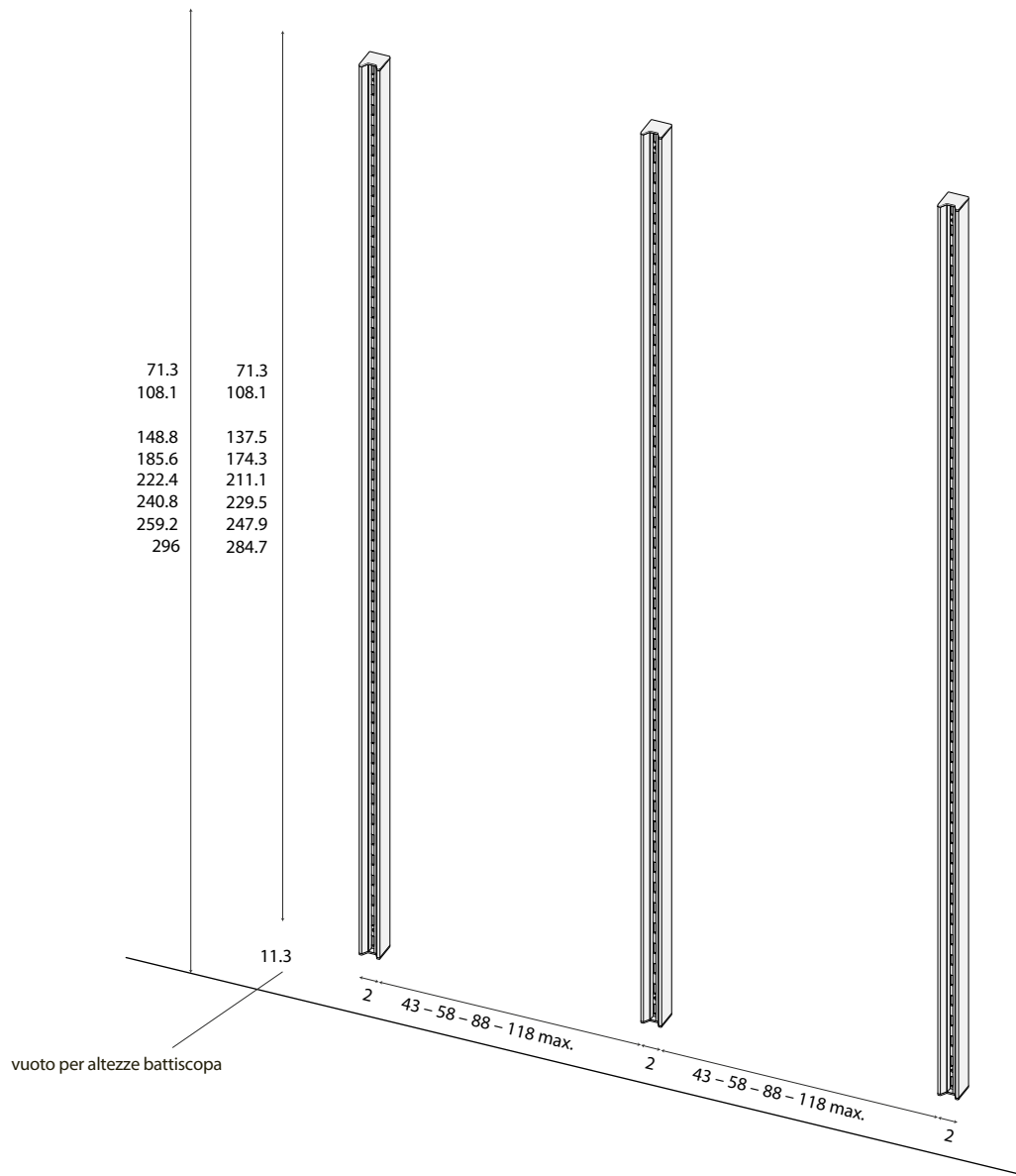
Distanza montante da parete  
Distance of upright from wall



Distanza montante da parete  
Distance of upright from wall

PROFONDITÀ | DEPTHS





Per il calcolo della larghezza delle mensole a mtl. sommare: vani interni + larghezza cremagliere intermedie + 1.2 cm

To calculate the widths of shelves per lm. add: internal compart.+ width of intermediate racks + 1.2 cm